

**HB1372**

**Section 4(c), 2021**

**2022 Summer School  
Report**

ANNE ARUNDEL COUNTY PUBLIC SCHOOLS

**MSAR# 13706**

Submitted: December 19, 2022





LEA Name: Anne Arundel County Public Schools

Content Person: Dr. Shannon Pugh

Email Address: spugh@aacps.org

### Certification Statement

I hereby certify that the use of Federal Funding that was received to address the effects of the COVID-19 pandemic on education and State Funding received to implement the Blueprint for Maryland's Future, including a description of the amount of funding spent on student instruction is accurate.

Superintendent of Schools Printed Name:


Superintendent of Schools Signature:

Date Signed:


Mark Bedell, Ed. D.

Mark Bedell

11-30-2022



# AACPS SUMMER 2022



AACPS planned a wide range of summer programs for elementary, middle, and high school students. Overall AACPS had **89** unique summer programs and/or camps with **10,853** students in attendance.

Programs were focused on helping students engage in unfinished learning following this unprecedented school year, with a focus on mathematics, literacy, and preparing for the next grade level. All programs supported students to have fun while building healthy relationships with peers, practicing skills, and learning new concepts.

Elementary and middle school programs offered mathematics, literacy, cultural arts, movement, mindfulness, and co-curricular experiences. At the high school level, there was a wide range of opportunities to earn high school credits in all subject areas required for graduation – credit recovery and original credit opportunities. Traditional summer offerings, including Extended School Year (ESY), Summer Engage Academy, SOAR, Soaring to Success, Summer Bridges, Arlington Echo experiences, and other academic and co-curricular enrichment opportunities and camps were offered. Importantly, our community-based partners joined us to design and offer this robust summer suite of programs for our students across the county.



## Budget

Category	Program	Object Group	ARP/ESSER/Summer Budget	Summer '22 Expenditures	Balance	% Spent
202 Mid-Level Administration	Inst. Admin & Supervision	1-Salaries and Wages	11,941	6,484	5,457	54%
202 Mid-Level Administration Total			11,941	6,484	5,457	54%
203 Instruction-Salaries & Wages	Guidance Services	1-Salaries and Wages	84,182	33,573	50,610	40%
	Instruction Staff Dev.	1-Salaries and Wages	634,797	224,902	409,895	35%
	Regular Program	1-Salaries and Wages	6,089,273	2,735,498	3,353,775	45%
	Special Programs	1-Salaries and Wages	398,154	103,347	294,807	26%
203 Instruction-Salaries & Wages Total			7,206,406	3,097,319	4,109,087	43%
204 Instruction-Supplies & Materials	Instruction Staff Dev.	3-Supplies & Materials	43,158	-	43,158	0%
	Regular Program	3-Supplies & Materials	1,505,173	102,624	1,402,549	7%
	Special Programs	3-Supplies & Materials	348,384	47,559	300,825	14%
204 Instruction-Supplies & Materials Total			1,896,715	150,183	1,746,532	8%
205 Instruction-Other	Instruction Staff Dev.	2-Contracted Services	5,000	-	5,000	0%
		4-Other Charges	11,369	-	11,369	0%
	Regular Program	2-Contracted Services	446,133	169,825	276,308	38%
	Special Programs	2-Contracted Services	1,438,771	466,835	971,936	32%
205 Instruction-Other Total			1,901,273	636,660	1,264,613	33%
206 Special Education	Instruction Staff Dev.	1-Salaries and Wages	18,606	-	18,606	0%
	Public School Instruction	1-Salaries and Wages	428,369	1,792	426,577	0%
		2-Contracted Services	-	-	-	-
206 Special Education Total			446,975	1,792	445,183	0%
207 Student Personal Services		1-Salaries and Wages	78,000	22,608	55,392	29%
		2-Contracted Services	55,200	-	55,200	0%
		3-Supplies & Materials	202,320	85,680	116,640	42%
207 Student Personal Services Total			335,520	108,288	227,232	32%
208 Student Health Services		2-Contracted Services	374,600	184,068	190,532	49%
208 Student Health Services Total			374,600	184,068	190,532	49%
209 Student Transportation		1-Salaries and Wages	130,454	-	130,454	0%
		2-Contracted Services	2,993,108	295,739	2,697,369	10%
209 Student Transportation Total			3,123,562	295,739	2,827,823	9%
210 Operation of Plant	Operating Services	2-Contracted Services	165,000	-	165,000	0%
		3-Supplies & Materials	7,576	1,199	6,377	16%
210 Operation of Plant Total			172,576	1,199	171,377	1%
212 Fixed Charges		4-Other Charges	1,176,188	200,800	975,388	17%
212 Fixed Charges Total			1,176,188	200,800	975,388	17%
Grand Total			16,645,756	4,682,532	11,963,224	28%

## District Summary – Summer Enrollment

American Indian/Alaskan	Asian	Black/African-American	Hispanic/Latino	Two or More Races/Ethnicities	Pacific Islander	White	Students with Disabilities (IEP Only)	Students with Disabilities (504)	Students with Disabilities (IEP +504)	English Learners	Economically Disadvantaged	Male	Female	Non- Binary
241	803	4445	2543	2625	75	5700	2600	753	3353	2275	5698	5579	5272	2



## Table of Contents

Annapolis Maritime Museum Summer Camp .....	8
AP Summer Enrichment Camp .....	9
Arlington Echo Camp Elementary .....	10
Arlington Echo Counselor in Training Camp.....	11
Arlington Echo Counselor in Training Overnight Camp .....	12
Arlington Echo High Adventure Backpacking Camp .....	13
Arlington Echo High Adventure Canoe Camp .....	14
Arlington Echo Middle School Overnight Camp .....	15
Arlington Echo Overnight Camp Elementary .....	16
Arlington Echo SWIM Camp.....	17
Art Trek Summer Enrichment Camp.....	18
Avid Excel Summer Bridge .....	19
Baseball & STEM Camp.....	20
Before and After Care Camp .....	21
Bilingual Book Club Literacy Camp .....	22
Biology Lab Blast Camp A .....	23
Biology Lab Blast Camp B.....	24
Blogger Book Club English Camp A.....	25
Blogger Book Club English Camp B .....	26
Camp CONNECT .....	27
Camp Engage .....	28
Camp INSPIRE .....	29
Camp SOAR.....	30
Camp Success .....	31
CATN Summer Career Camp .....	32

## Table of Contents – Continued

Chemistry Lab Blast Camp .....	33
Chesapeake Arts Summer Camp .....	34
Conversation Café Camp A .....	35
Conversation Café Camp B .....	36
Cooking Around the World A .....	37
Cooking Around the World B .....	38
Creative Writing & The Writing Process English Camp .....	39
Creative Writing in Science Camp .....	40
Deliciously Nutritious Summer Camp A .....	41
Deliciously Nutritious Summer Camp B .....	42
Discovering Dance Camp .....	43
El Campo del Bosque.....	44
ESY Program .....	45
Exploring the Connections Between Science & Art Camp .....	46
Fancy Mini Pastries Camp A.....	47
Fancy Mini Pastries Camp B.....	48
Fashion Designer’s Boot Camp A.....	49
Fashion Designer’s Boot Camp B.....	50
Filmsters Academy 1 Week.....	51
Filmsters Academy 2 Week.....	52
Fishing Camp.....	53
Flavor Island.....	54
Global Languages Summer Camp.....	55
High School STEM Summer Bridge .....	56

## Table of Contents - Continued

IB Extended Essay Camp.....	57
IB/PYP Inquiry Camp .....	58
Introduction to Exercise Science Camp .....	59
Jammin Poetry Slam Camp .....	60
K-2 Launch .....	61
Leaders In STEM Camp .....	62
Learn Locally, Think Globally.....	63
MacArthur Summer Bridge .....	64
MD Hall Creative Art Summer Camp .....	65
Math Boost Camp A .....	66
Math Boost Camp B .....	67
Middle School Math Bridge .....	68
Middle School STEM Summer Bridge .....	69
Music Camp at North Bay .....	70
Music Mania Camp.....	71
Newcomer English Language Development Camp .....	72
Northeast Middle Math Camp .....	73
Novel Engineering Reading And Science Unites Camp .....	74
Plant-Based Baking A.....	75
Plant-Based Baking B.....	76
Prekindergarten 4 Summer Camp .....	77
SAT Prep Camp .....	78
Second Space Visual Arts Camp .....	79
Secondary Summer School .....	80

## Table of Contents – Continued

Signature Program at Chesapeake HS Camp.....	81
Spanish Immersion: Exploring Nature Through Macro Photography .....	82
Spice Up Your Language Skills Camp A .....	83
Spice Up Your Language Skills Camp B .....	84
Sticking, Jumping and Flying, Oh My! Science Camp .....	85
Summer Dance Intensive Camp .....	86
Summer Safety Camp at Crofton Hs .....	87
Take Action Summer Camp .....	88
Telling Your Story – College Application Camp .....	89
The Marshall Center Summer Camp .....	90
Theatre Camp .....	91
Up2Par Summer Camp .....	92
Vex Robotics Camp.....	93
West Annapolis Stem Summer Camp.....	94
World Traveler Social Studies Camp.....	95
Youth Classes by Anne Arundel Community College .....	96





## Annapolis Maritime Museum Summer Camp

### Content Area(s)

- SCIENCE
- SOCIAL
- OUTDOORS

### Student Identification Process

Participation was open to any interested student for this summer camp; however, when selecting students to attend, students who were economically disadvantaged were provided 50% of the available slots.

### Format

In person (all participants and instructors in person in same physical space).

### Provisions

Transportation was provided for in person participants.

Food was provided for in person participants.

### Results

Students have grown and learned more about the Chesapeake Bay and the many amazing animals that inhabit such an important body of water. Campers learned to try new things overcoming fears and engaging with their natural surroundings. Campers made new friends, explored new places, and were able to remove themselves from electronics and enjoy some of the greatest places Annapolis has to offer.

**Description:** This camp allows children to experience quintessential "Bay" activities such as fishing, crabbing, kayaking, and more traditional camp activities such as nature walks, team-building games, arts and crafts, science experiments, and a wide variety of other recreational and educational activities and fields trips. The program runs at the Seafarers building on 301 Chester Avenue, Annapolis, MD 21403 and provides two meals each day (breakfast and lunch).

**Goals:** Enrichment or teaching of skills or content that are not part of the required content, advanced beyond a students' grade-level or elective.

### Details:

**Number of Times Offered:** 4

**Frequency:** 1 week

**Number of Sessions:** 4

**Number of Hours Per Offering:** 24

**Camp/Program's Total Hours:** 96

**Target Grade Intended:** 2<sup>nd</sup> to 12<sup>th</sup>


**Number of Available Seats:** 160

**Number of Students in Attendance:** 105

### Enrollment:

Student Group	Enrolled
American Indian/Alaskan Native	2
Asian	15
Black/African American	34
Hispanic/Latino	18
Two or more races	75
Pacific Islander	1
White	60
Students with Disabilities (IEP only)	26
504	12
Total (IEP + 504)	38
English Learners	21
Economically Disadvantaged	39
Male	59
Female	46





## AP Summer Enrichment Camp

### Content Area(s)

- **OUTDOORS**

### Student Identification Process

Participation was open to any student identified as a "Newcomer", and English was their second language.

### Format

In person (all participants and instructors in person in same physical space).

### Provisions

Transportation was provided for in person participants.

Food was provided for in person participants.

### Results

- Pre-test: 67%
- Post-test: 88%
- Increase: 21%

**Description:** This is a 4 day experience-based camp. Using the transdisciplinary practice of inquiry and argumentation, students will select a lens from which to examine each experience. Choice of lens will be guided by the AP courses they are enrolled in for 2022-2023 school year. Students will spend their 4 days exploring Annapolis and Baltimore. \*Students must be enrolled in an AP Course for the 2022-2023 to participate in this program.

**Goals:** Enrichment or teaching of skills or content that are not part of the required content, advanced beyond a student's grade-level or elective.

### Details:

**Number of Times Offered:** 6

**Frequency:** 1 week

**Number of Sessions:** 6

**Number of Hours Per Offering:** 31

**Camp/Program's Total Hours:** 31

**Target Grade Intended:** 8<sup>th</sup> to 11<sup>th</sup> grade

**Number of Available Seats:** 10

**Number of Students in Attendance:** 7

### Enrollment:

Student Group	Enrolled
American Indian/Alaskan Native	1
Asian	1
Black/African American	4
Hispanic/Latino	1
Two or more races	2
Pacific Islander	0
White	2
Students with Disabilities (IEP only)	2
504	1
Total (IEP + 504)	3
English Learners	1
Economically Disadvantaged	1
Male	4
Female	3



## Arlington Echo Camp Elementary

### Content Area(s)

- **SCIENCE**
- **SOCIAL**
- **OUTDOORS**

### Student Identification Process

Participation was open to any interested student for this summer camp; however, when selecting students to attend, students who were economically disadvantaged were provided 50% of the available slots.

### Format

In person (all participants and instructors in person in same physical space).

### Provisions

Transportation was provided for in person participants.

Food was provided for in person participants.

### Results

- Pre-test: 73%
- Post-test: 68%
- Decrease: 5%

**Description:** A free outdoor environmental day camp for AACPS students who have an interest in the environment, making new friends, adventure, and personal growth! Campers will experience 4 fun filled days at AACPS's Arlington Echo Outdoor Education Center in Millersville, Maryland immersed in the natural wonders of Chesapeake Bay ecosystems! Traditional camp activities provide opportunities to explore, investigate, and experience a variety of nature-based activities including ecology, hiking, canoeing, swimming, archery, arts and crafts, songs, games, and fun!

**Goals:** (1) Remediation or reteaching of missed or missing grade-level content, for students who are identified as behind on grade-level content. (2) Support for student mental health and well-being.

### Details:

**Number of Times Offered:** 2

**Frequency:** 1 week

**Number of Sessions:** 2

**Number of Hours Per Offering:** 30

**Camp/Program's Total Hours:** 60

**Target Grade Intended:** Pre K to 1<sup>st</sup>, and 12<sup>th</sup>

**Number of Available Seats:** 80

**Number of Students in Attendance:** 87

### Enrollment:

Student Group	Enrolled
American Indian/Alaskan Native	1
Asian	15
Black/African American	18
Hispanic/Latino	9
Two or more races	6
Pacific Islander	0
White	62
Students with Disabilities (IEP only)	45
504	2
Total (IEP + 504)	47
English Learners	11
Economically Disadvantaged	35
Male	57
Female	30



## Arlington Echo Counselor in Training Camp

### Content Area(s)

- LEADERSHIP
- OUTDOORS
- PHYSICAL EDUCATION

### Student Identification Process

Participation was open to any interested student for this summer camp; however, when selecting students to attend, students who were economically disadvantaged were provided 50% of the available slots.

### Format

In person (all participants and instructors in person in same physical space).

### Provisions

Transportation was provided for in person participants.

Food was provided for in person participants.

### Results

Pre-test: No test given

Post-test: No test given

**Description:** A Counselor in Training will assist the camp directors and counselors in providing our campers a fun and safe week of camp. This is an opportunity for young adults to learn management and leadership skills in a fun camp setting. Tasks may include set up and break down of activities, assisting with supervision of campers, and ensuring camper safety. CITs are essential, and help to keep camp functioning smoothly! Breakfast, lunch, and a snack will be provided. Bus transportation will be provided.

**Goals:** Enrichment or teaching of skills or content that are not part of the required content, advanced beyond a student's grade-level or elective.

### Details:

**Number of Times Offered:** 8

**Frequency:** 1 week

**Number of Sessions:** 4

**Number of Hours Per Offering:** 30

**Camp/Program's Total Hours:** 120

**Target Grade Intended:** 8<sup>th</sup> to 12<sup>th</sup>


**Number of Available Seats:** 20

**Number of Students in Attendance:** 18

### Enrollment:

Student Group	Enrolled
American Indian/Alaskan Native	0
Asian	3
Black/African American	9
Hispanic/Latino	0
Two or more races	0
Pacific Islander	0
White	6
Students with Disabilities (IEP only)	2
504	4
Total (IEP + 504)	6
English Learners	3
Economically Disadvantaged	6
Male	6
Female	12





## Arlington Echo Counselor in Training Overnight Camp

### Content Area(s)

- LEADERSHIP
- OUTDOORS
- PHYSICAL EDUCATION

### Student Identification Process

Participation was open to any interested student for this summer camp; however, when selecting students to attend, students who were economically disadvantaged were provided 50% of the available slots.

### Format

In person (all participants and instructors in person in same physical space).

### Provisions

Transportation was provided for in person participants.

Food was provided for in person participants.

### Results

Pre-test: No test given

Post-test: No test given

**Description:** A Counselor in Training will assist the camp directors and counselors in providing our campers a fun and safe week of camp. This is an opportunity for young adults to learn management and leadership skills in a fun camp setting. Tasks may include set up and break down of activities, assisting with supervision of campers, and ensuring camper safety. CITs are essential, and help to keep camp functioning smoothly! Breakfast, lunch, and a snack will be provided. Bus transportation will be provided.

**Goals:** Enrichment or teaching of skills or content that are not part of the required content, advanced beyond a student's grade-level or elective.

### Details:

**Number of Times Offered:** 3

**Frequency:** 1 week

**Number of Sessions:** 3

**Number of Hours Per Offering:** 30

**Camp/Program's Total Hours:** 90

**Target Grade Intended:** 8<sup>th</sup> to 12<sup>th</sup>


**Number of Available Seats:** 20

**Number of Students in Attendance:** 10

### Enrollment:

Student Group	Enrolled
American Indian/Alaskan Native	0
Asian	2
Black/African American	1
Hispanic/Latino	3
Two or more races	3
Pacific Islander	0
White	7
Students with Disabilities (IEP only)	1
504	0
Total (IEP + 504)	1
English Learners	3
Economically Disadvantaged	1
Male	5
Female	5





## Arlington Echo High Adventure Backpacking Camp

### Content Area(s)

- **SOCIAL**
- **OUTDOORS**
- **PHYSICAL EDUCATION**

### Student Identification Process

Participation was open to any interested student for this summer camp; however, when selecting students to attend, students who were economically disadvantaged were provided 50% of the available slots.

### Format

In person (all participants and instructors in person in same physical space).

### Provisions

Transportation was not provided.

Food was provided for in person participants.

### Results

- Pre-test: 85%
- Post-test: 100%
- Increase: 15%

**Description:** A free 7 day, 6 night backpacking experience for adventurous campers seeking to explore the natural world in the wilderness setting of Shenandoah National Park. Campers will spend the first day and night at AACPS's Arlington Echo Outdoor Education Center in Millersville, MD, learning all skills necessary for backcountry camping. Then we'll board a bus and head to the trailhead where our real adventure begins! We'll climb mountains, explore valleys, sleep under the stars, and splash through streams while making friendships and memories to last a lifetime. Interested students will need to submit a video or essay, explaining why they wish to attend this camp as part of their application. Space is very limited due to the nature of the program. Parents will need to provide their own transportation to/from Arlington Echo.

**Goals:** (1) Remediation or reteaching of missed or missing grade-level content, for students who are identified as behind on grade-level content. (2) Support for student mental health and well-being.

### Details:

**Number of Times Offered:** 1

**Frequency:** 1 week

**Number of Sessions:** 1

**Number of Hours Per Offering:** 38

**Camp/Program's Total Hours:** 38

**Target Grade Intended:** 8<sup>th</sup> to 11<sup>th</sup>


**Number of Available Seats:** 16

**Number of Students in Attendance:** 16

### Enrollment:

Student Group	Enrolled
American Indian/Alaskan Native	0
Asian	0
Black/African American	2
Hispanic/Latino	6
Two or more races	5
Pacific Islander	1
White	14
Students with Disabilities (IEP only)	2
504	1
Total (IEP + 504)	3
English Learners	6
Economically Disadvantaged	6
Male	6
Female	10





## Arlington Echo High Adventure Canoe Camp

### Content Area(s)

- **SOCIAL**
- **OUTDOORS**
- **PHYSICAL EDUCATION**

### Student Identification Process

Participation was open to any interested student for this summer camp; however, when selecting students to attend, students who were economically disadvantaged were provided 50% of the available slots.

### Format

In person (all participants and instructors in person in same physical space).

### Provisions

Transportation was not provided.

Food was provided for in person participants.

### Results

Average responses showed students indicated a high understanding of how they can help the environment (avg. 4.12), a stronger connection to nature (avg. 3.5) and the desire to get out in nature more (avg. 4.47). Scoring an average of 4.12 on a 5 point scale.

**Description:** A free six day, five night canoe camping adventure. Campers will spend the first two days and nights building canoe and camping skills at AACPS's Arlington Echo Outdoor Education Center. Then we'll board a bus and head to the headwaters of the Patuxent River where our real adventure begins! We'll be exploring the river, sleep under the stars, and explore the environment all while making friendships and memories to last a lifetime. Interested students will need to submit a video or essay explaining why they wish to attend this camp as part of their application. Space is very limited due to the nature of the program. Parents will need to provide their own transportation to/from Arlington Echo.

**Goals:** (1) Remediation or reteaching of missed or missing grade-level content, for students who are identified as behind on grade-level content. (2) Support for student mental health and well-being.

### Details:

**Number of Times Offered:** 1

**Frequency:** 1 week

**Number of Sessions:** 1

**Number of Hours Per Offering:** 34

**Camp/Program's Total Hours:** 34

**Target Grade Intended:** 8<sup>th</sup> to 11<sup>th</sup>

**Number of Available Seats:** 18

**Number of Students in Attendance:** 17

### Enrollment:

Student Group	Enrolled
American Indian/Alaskan Native	1
Asian	5
Black/African American	3
Hispanic/Latino	2
Two or more races	3
Pacific Islander	0
White	10
Students with Disabilities (IEP only)	5
504	2
Total (IEP + 504)	7
English Learners	6
Economically Disadvantaged	6
Male	10
Female	7





## Arlington Echo Middle School Overnight Camp

### Content Area(s)

- **OUTDOORS**
- **PHYSICAL EDUCATION**

### Student Identification Process

Participation was open to any interested student for this summer camp; however, when selecting students to attend, students who were economically disadvantaged were provided 50% of the available slots.

### Format

In person (all participants and instructors in person in same physical space).

### Provisions

Transportation was not provided.

Food was provided for in person participants.

### Results

Pre-test: 74%

Post-test: Average responses showed students indicated a high understanding of how they can help the environment (avg. 4.12), a stronger connection to nature (avg. 3.5) and the desire to get out in nature more (avg. 4.47). Scoring an average of 4.12 on a 5 point scale.

**Description:** A free outdoor environmental sleep away camp for AACPS students who have an interest in the environment, making new friends, adventure, and personal growth! Campers will experience 4 days/3 nights at AACPS's Arlington Echo Outdoor Education Center in Millersville, Maryland immersed in the natural wonders of Chesapeake Bay ecosystems! Traditional camp activities provide opportunities to explore, investigate, and experience a variety of nature-based activities including ecology, hiking, canoeing, swimming, archery, arts and crafts, songs, games, and fun! Campers will sleep in the cabins. Breakfast, lunch and dinner will be provided.

**Goals:** (1) Remediation or reteaching of missed or missing grade-level content, for students who are identified as behind on grade-level content. (2) Support for student mental health and well-being.

### Details:

**Number of Times Offered:** 1

**Frequency:** 1 week

**Number of Sessions:** 1

**Number of Hours Per Offering:** 30

**Camp/Program's Total Hours:** 30

**Target Grade Intended:** 5<sup>th</sup> to 8<sup>th</sup>

**Number of Available Seats:** 80

**Number of Students in Attendance:** 78

### Enrollment:

Student Group	Enrolled
American Indian/Alaskan Native	3
Asian	4
Black/African American	35
Hispanic/Latino	7
Two or more races	5
Pacific Islander	0
White	42
Students with Disabilities (IEP only)	39
504	14
Total (IEP + 504)	53
English Learners	8
Economically Disadvantaged	33
Male	44
Female	34



## Arlington Echo Overnight Camp Elementary

### Content Area(s)

- **SCIENCE**
- **SOCIAL**
- **OUTDOORS**

### Student Identification Process

Participation was open to any interested student for this summer camp; however, when selecting students to attend, students who were economically disadvantaged were provided 50% of the available slots.

### Format

In person (all participants and instructors in person in same physical space).

### Provisions

Transportation was provided for in person participants.

Food was provided for in person participants.

### Results

Average responses showed students indicated a high understanding of how they can help the environment (avg. 4.12), a stronger connection to nature (avg. 3.5) and the desire to get out in nature more (avg. 4.47). Scoring an average of 4.12 on a 5 point scale.

**Description:** A free outdoor environmental sleep away camp for AACPS students who have an interest in the environment, making new friends, adventure, and personal growth! Campers will experience 4 days/3 nights at AACPS's Arlington Echo Outdoor Education Center in Millersville, Maryland immersed in the natural wonders of Chesapeake Bay ecosystems! Traditional camp activities provide opportunities to explore, investigate, and experience a variety of nature-based activities including ecology, hiking, canoeing, swimming, archery, arts and crafts, songs, games, and fun! Campers will sleep in the cabins. Breakfast, lunch and dinner will be provided.

**Goals:** (1) Remediation or reteaching of missed or missing grade-level content, for students who are identified as behind on grade-level content. (2) Support for student mental health and well-being.

### Details:

**Number of Times Offered:** 2

**Frequency:** 1 week

**Number of Sessions:** 2

**Number of Hours Per Offering:** 30

**Camp/Program's Total Hours:** 60

**Target Grade Intended:** 2<sup>nd</sup> to 4<sup>th</sup>

**Number of Available Seats:** 80

**Number of Students in Attendance:** 92

### Enrollment:

Student Group	Enrolled
American Indian/Alaskan Native	0
Asian	10
Black/African American	32
Hispanic/Latino	7
Two or more races	20
Pacific Islander	0
White	57
Students with Disabilities (IEP only)	32
504	6
Total (IEP + 504)	38
English Learners	14
Economically Disadvantaged	48
Male	55
Female	37



## Arlington Echo SWIM Camp

### Content Area(s)

- **SCIENCE**
- **SOCIAL**
- **OUTDOORS**

### Student Identification Process

Participation was open to any interested student for this summer camp; however, when selecting students who were economically disadvantaged were provided 50% of the available slots.

### Format

In person (all participants and instructors in person in same physical space).

### Provisions

Transportation was provided for in person participants.

Food was provided for in person participants.

### Results

- Pre-test: 34%
- Post-test: 33%
- Decrease: 1%

**Description:** A 3-day free outdoor environmental day camp which focuses on swim instruction and safety around the water while enjoying environment/nature based activities. For AACPS students entering grades K-5 who want to learn swimming skills, gain confidence in the water and have an interest in the environment. Campers will experience 3 fun filled days at AACPS's Arlington Echo Outdoor Education Center in Millersville, Maryland. Campers will receive swim instruction and water safety skills from trained instructors. They will be immersed in the natural wonders of Chesapeake Bay ecosystems! Other camp activities include ecology, hiking, canoeing, swimming, archery, arts and crafts, songs, games, and fun! Breakfast and lunch will be provided.

**Goals:** Enrichment or teaching of skills or content that are not part of the required content, advanced beyond a student's grade-level or elective.

### Details:

**Number of Times Offered:** 2

**Frequency:** 1 week

**Number of Sessions:** 2

**Number of Hours Per Offering:** 27

**Camp/Program's Total Hours:** 54

**Target Grade Intended:** Pre K to 4<sup>th</sup>

**Number of Available Seats:** 120

**Number of Students in Attendance:** 114

### Enrollment:

Student Group	Enrolled
American Indian/Alaskan Native	3
Asian	15
Black/African American	71
Hispanic/Latino	16
Two or more races	31
Pacific Islander	1
White	33
Students with Disabilities (IEP only)	31
504	1
Total (IEP + 504)	32
English Learners	25
Economically Disadvantaged	79
Male	56
Female	58

## Art Trek Summer Enrichment Camp

### Content Area(s)

- **ACADEMICS**
- **ARTS**
- **CULTURE**

### Student Identification Process

Participation was open to any interested student for this summer camp; however, when selecting students who were economically disadvantaged were provided 50% of the available slots.

### Format

In person (all participants and instructors in person in same physical space).

### Provisions

Transportation was not provided.

Food was provided for in person participants.

### Results

- Pre-test: 13.90%
- Post-test: 86.25%
- Increase: 72.35%

**Description:** Designed to challenge and encourage students with aspiring interests and emerging skills in art. Taught by County Visual Arts teachers, the Art Trek experiences offers drawing, painting, sculpture, as well as other activities. Students will have the opportunity to become acquainted with new friends with similar artistic interests.

**Goals:** Enrichment or teaching of skills or content that are not part of the required content, advanced beyond a student's grade-level, or elective.

### Details:

**Number of Times Offered:** 1

**Frequency:** 1 week

**Number of Sessions:** 1

**Number of Hours Per Offering:** 26

**Camp/Program's Total Hours:** 26

**Target Grade Intended:** 3<sup>rd</sup> to 6<sup>th</sup>


**Number of Available Seats:** 96

**Number of Students in Attendance:** 97

### Enrollment:

Student Group	Enrolled
American Indian/Alaskan Native	1
Asian	9
Black/African American	30
Hispanic/Latino	13
Two or more races	25
Pacific Islander	1
White	70
Students with Disabilities (IEP only)	23
504	11
Total (IEP + 504)	34
English Learners	16
Economically Disadvantaged	35
Male	35
Female	62





## AVID Excel Summer Bridge

### Content Area(s)

- **ACADEMICS**

### Student Identification Process

Participation was open to any interested student for this summer camp; however, when selecting students to attend, students who were economically disadvantaged were provided 50% of the available slots.

### Format

In person (all participants and instructors in person in same physical space).

### Provisions

Transportation was provided for in person participants.

Food was provided for in person participants.

### Results

- Pre-test: 41%
- Post-test: 77%
- Increase: 36%

**Description:** Introduces students to AVID Excel 7 while focusing on a sense of family among the students. It helps AVID Excel & students shape their 7th grade academic personas and begin to take control of their learning and language building. The session will incorporate team building, personal responsibility, goal setting, introduction to academic language routines and interaction with community resources to motivate students toward post secondary education.

**Goals:** Enrichment or teaching of skills or content that are not part of the required content, advanced beyond a student's grade-level or elective.

### Details:

**Number of Times Offered:** 3

**Frequency:** 1 week

**Number of Sessions:** 3

**Number of Hours Per Offering:** 31

**Camp/Program's Total Hours:** 93

**Target Grade Intended:** 6<sup>th</sup>

**Number of Available Seats:** 35

**Number of Students in Attendance:** 32

### Enrollment:

Student Group	Enrolled
American Indian/Alaskan Native	4
Asian	1
Black/African American	2
Hispanic/Latino	29
Two or more races	28
Pacific Islander	1
White	24
Students with Disabilities (IEP only)	2
504	3
Total (IEP + 504)	5
English Learners	32
Economically Disadvantaged	29
Male	13
Female	19



## Baseball & STEM Camp

### Content Area(s)

- LEADERSHIP
- MATH
- SERVICE

### Student Identification Process

Participation was open to any interested student for this summer camp; however, when selecting students who were economically disadvantaged were provided 50% of the available slots.

### Format

In person (all participants and instructors in person in same physical space).

### Provisions

Transportation was not provided.

Food was provided for in person participants.

### Results

- Pre-test: 46%
- Post-Test: 34%
- Decrease: 12%

**Description:** The Baseball & STEM Camp is a week-long camp that takes campers on a self-growth leadership journey to develop their social, emotional, cognitive, and 21st century skills through community service, team building, and STEM activities. While on this journey, campers will participate in baseball activities to enrich their mathematical skills and explore how mathematics relates in a real-world setting.

**Goals:** Enrichment or teaching of skills or content that are not part of the required content, advanced beyond a student's grade-level, or elective.

### Details:

**Number of Times Offered:** 1

**Frequency:** 1 week

**Number of Sessions:** 1

**Number of Hours Per Offering:** 25.5

**Camp/Program's Total Hours:** 25.5

**Target Grade Intended:** 2<sup>nd</sup> to 8<sup>th</sup>

**Number of Available Seats:** 25

**Number of Students in Attendance:** 19

### Enrollment:

#### Student Group

American Indian/Alaskan Native  
Asian  
Black/African American  
Hispanic/Latino  
Two or more races  
Pacific Islander  
White  
Students with Disabilities (IEP only)  
504  
Total (IEP + 504)  
English Learners  
Economically Disadvantaged  
Male  
Female

#### Enrolled

1  
2  
1  
0  
3  
0  
17  
2  
0  
2  
2  
3  
19  
0





## Before and After Care Camp

### Content Area(s)

- ARTS
- SOCIAL
- OUTDOORS

### Student Identification Process

Participation was open to any interested student for this summer camp; however, when selecting students who were economically disadvantaged were provided 50% of the available slots.

### Format

In person (all participants and instructors in person in same physical space.)

### Provisions

Transportation was not provided.

Food was provided for in person participants.

### Results

The students were provided an exit survey at the end of the camp. They were asked five questions about what they learned from the dinosaur theme, Medieval Children's games and the Pyramids or Mayans. Based on the exit survey:

- 78% of the students were able to identify a new fact they learned about dinosaurs and were able to write a written response.
- 65% of the student were able to write a fact that was learned about the pyramids or Mayan's.
- 73% of the students were able to identify a game that was played by children during the Medieval Times.

**Description:** AA County Recs and Parks is excited to offer a before and after care experience for children in elementary school. During before and after care, children will engage in a variety of activities such as: arts & crafts, STEM & Literacy enrichments, organized games, activity stations, and outdoor play. Care will be provided AA County Recs and Parks is excited to offer a before and after care experience for children in elementary school.

**Goals:** Enrichment or teaching of skills or content that are not part of the required content, advanced beyond a student's grade-level or elective.

### Details:

**Number of Times Offered:** 3

**Frequency:** 6 weeks

**Number of Sessions:** 1

**Number of Hours Per Offering:** 115.5

**Camp/Program's Total Hours:** 693

**Target Grade Intended:** K to 5<sup>th</sup>

**Number of Available Seats:** 75

**Number of Students in Attendance:** 70

### Enrollment:


#### Student Group

American Indian/Alaskan Native  
Asian  
Black/African American  
Hispanic/Latino  
Two or more races  
Pacific Islander  
White  
Students with Disabilities (IEP only)  
504  
Total (IEP + 504)  
English Learners  
Economically Disadvantaged  
Male  
Female

#### Enrolled

1  
12  
39  
7  
6  
0  
23  
9  
1  
10  
15  
38  
32  
38





## Bilingual Book Club Literacy Camp

### Content Area(s)

- **ACADEMICS**
- **ARTS**
- **CULTURE**

### Student Identification Process

Participation was open to any interested student for this summer camp; however, when selecting students who were economically disadvantaged were provided 50% of the available slots.

### Format

Hybrid (some participants in person with instructor, some times participants were virtual).

### Provisions

Transportation was not provided.

Food was not provided.

### Results

Pre and post assessments elicited student responses about their confidence levels when participating in the target language across four language domains. Student responses reflected an increase in confidence levels as follows: Speaking 26%, listening 26.8%, reading 2.4%, writing 16%. At the final session students were asked to reflect on their multilingual/multicultural identity by affirming the following statement with a likert scale: I am proud that I can speak two or more languages. Students responded "somewhat true" or "very true" at the rate of 88.2%.

**Description:** These book clubs are designed for bilingual elementary students to build community and promote bilingualism and biliteracy. Bilingual teachers will facilitate the book clubs, encouraging students to read along and discuss a new book at each session in their home language. Additionally, students will participate in engaging activities and crafts aligned with the featured book. Students should be native or advanced speakers of the book club's targeted language. Literacy in the target language is not required for participation. Students who participate will receive a copy of each book, as well as other materials and supplies, free of charge.

**Goals:** Enrichment or teaching of skills, or content that are not part of the required content, that is advanced beyond a student's grade-level or elective.

### Details:

**Number of Times Offered:** 7

**Frequency:** 2 weeks

**Number of Sessions:** 7

**Number of Hours Per Offering:** 13.71

**Camp/Program's Total Hours:** 96


**Target Grade Intended:** Pre K to 4<sup>th</sup>

**Number of Available Seats:** 30

**Number of Students in Attendance:** 27

### Enrollment:

Student Group	Enrolled
American Indian/Alaskan Native	1
Asian	4
Black/African American	3
Hispanic/Latino	16
Two or more races	5
Pacific Islander	1
White	12
Students with Disabilities (IEP only)	2
504	0
Total (IEP + 504)	2
English Learners	17
Economically Disadvantaged	13
Male	12
Female	15



## Biology Lab Blast Camp A

### Content Area(s)

- **ACADEMICS**
- **MATH**
- **SCIENCE**

### Student Identification Process

Participation was open to any interested student for this summer camp; however, when selecting students who were economically disadvantaged were provided 50% of the available slots.

### Format

In person (all participants and instructors in person in same physical space).

### Provisions

Transportation was provided for in person participants.

Food was provided for in person participants.

### Results

- Pre-test: 53%
- Post-test: 77%
- Increase: 24%

**Description:** Students will explore the many facets of biology using labs and hands-on activities selected by their instructor. They will make connections between big ideas and their everyday life while having fun, making new friends, and challenging themselves to think outside the box.

**Goals:** Enrichment or teaching of skills or content that are not part of the required content, advanced beyond a student's grade-level or elective.

**Details:**

**Number of Times Offered:** 3

**Frequency:** 2 weeks

**Number of Sessions:** 3

**Number of Hours Per Offering:** 34

**Camp/Program's Total Hours:** 102

**Target Grade Intended:** 5<sup>th</sup> to 12<sup>th</sup>


**Number of Available Seats:** 40

**Number of Students in Attendance:** 39

**Enrollment:**

Student Group	Enrolled
American Indian/Alaskan Native	1
Asian	8
Black/African American	20
Hispanic/Latino	6
Two or more races	10
Pacific Islander	0
White	16
Students with Disabilities (IEP only)	3
504	4
Total (IEP + 504)	7
English Learners	6
Economically Disadvantaged	8
Male	20
Female	19





## Biology Lab Blast Camp B

### Content Area(s)

- **ACADEMICS**
- **SCIENCE**

### Student Identification Process

Participation was open to any interested student for this summer camp; however, when selecting students who were economically disadvantaged were provided 50% of the available slots.

### Format

In person (all participants and instructors in person in same physical space).

### Provisions

Transportation was provided for in person participants.

Food was provided for in person participants.

### Results

- Pre-test: 53%
- Post-test: 77%
- Increase: 24%

**Description:** Students will explore the many facets of biology using labs and hands-on activities selected by their instructor. They will make connections between big ideas and their everyday life while having fun, making new friends, and challenging themselves to think outside the box.

**Goals:** Enrichment or teaching of skills or content that are not part of the required content, advanced beyond a student's grade-level or elective.

### Details:

**Number of Times Offered:** 4

**Frequency:** 1 week

**Number of Sessions:** 4

**Number of Hours Per Offering:** 15.75

**Camp/Program's Total Hours:** 63

**Target Grade Intended:** 5th to 11<sup>th</sup>

**Number of Available Seats:** 50

**Number of Students in Attendance:** 45

### Enrollment:


#### Student Group

American Indian/Alaskan Native  
Asian  
Black/African American  
Hispanic/Latino  
Two or more races  
Pacific Islander  
White  
Students with Disabilities (IEP only)  
504  
Total (IEP + 504)  
English Learners  
Economically Disadvantaged  
Male  
Female

#### Enrolled

3  
11  
19  
5  
5  
1  
13  
3  
6  
9  
12  
12  
22  
23





## Blogger Book Club English Camp A

### Content Area(s)

- **ACADEMICS**

### Student Identification Process

Participation was open to any interested student for this summer camp; however, when selecting students who were economically disadvantaged were provided 50% of the available slots.

### Format

In person (all participants and instructors in person in same physical space).

### Provisions

Transportation was provided for in person participants.

Food was provided for in person participants.

### Results

- Pre-test: 50%
- Post-test: 63%
- Increase: 13%

**Description:** EXTRA EXTRA "Read/Write" All about it! Students will be able to join different book clubs and then have an opportunity to blog or create a podcast sharing their thoughts, opinions, and summary of cool things they found in their reading. The students will collaborate on the creation of the book club name, blog site, blog or podcast information, and logo to advertise their writing.

**Goals:** Enrichment or teaching of skills or content that are not part of the required content, advanced beyond a student's grade-level or elective.

### Details:

**Number of Times Offered:** 4

**Frequency:** 2 weeks

**Number of Sessions:** 4

**Number of Hours Per Offering:** 14.5

**Camp/Program's Total Hours:** 58


**Target Grade Intended:** 5th to 8<sup>th</sup>

**Number of Available Seats:** 10

**Number of Students in Attendance:** 8

### Enrollment:

Student Group	Enrolled
American Indian/Alaskan Native	0
Asian	1
Black/African American	7
Hispanic/Latino	1
Two or more races	1
Pacific Islander	0
White	0
Students with Disabilities (IEP only)	0
504	1
Total (IEP + 504)	1
English Learners	1
Economically Disadvantaged	2
Male	5
Female	3



## Blogger Book Club English Camp B

### Content Area(s)

- **ACADEMICS**

### Student Identification Process

Participation was open to any interested student for this summer camp; however, when selecting students who were economically disadvantaged were provided 50% of the available slots.

### Format

In person (all participants and instructors in person in same physical space.)

### Provisions

Transportation was not provided.

Food was provided for in person participants.

### Results

- Pre-test: 50%
- Post-test: 63%
- Increase: 13%

**Description:** EXTRA EXTRA "Read/Write" All about it! Students will be able to join different book clubs and then have an opportunity to blog or create a podcast sharing their thoughts, opinions, and summary of cool things they found in their reading. The students will collaborate on the creation of the book club name, blog site, blog or podcast information, and logo to advertise their writing.

**Goals:** Enrichment or teaching of skills or content that are not part of the required content, advanced beyond a student's grade-level or elective.

### Details:

**Number of Times Offered:** 1

**Frequency:** 1 week

**Number of Sessions:** 1

**Number of Hours Per Offering:** 12

**Camp/Program's Total Hours:** 12

**Target Grade Intended:** 5<sup>th</sup> to 8<sup>th</sup>

**Number of Available Seats:** 10

**Number of Students in Attendance:** 8

### Enrollment:

#### Student Group

American Indian/Alaskan Native  
Asian  
Black/African American  
Hispanic/Latino  
Two or more races  
Pacific Islander  
White  
Students with Disabilities (IEP only)  
504  
Total (IEP + 504)  
English Learners  
Economically Disadvantaged  
Male  
Female

#### Enrolled

0  
0  
7  
1  
1  
0  
1  
1  
1  
2  
0  
2  
4  
4



## Camp CONNECT

### Content Area(s)

- **SOCIAL**
- **COUNSELING**

### Student Identification Process

Participation was open to any interested student for this summer program.

### Format

Hybrid (some participants in person with instructor, some times participants were virtual).

### Provisions

Transportation was not provided.

Food was not provided.

### Results

- Pre-test:
  - K-2 84.86%
  - 3-5 79.43%
- Post-test:
  - K-2 91.50%
  - 3-5 94.56%
- Increase
  - K-2 6.64%
  - 3-5 15.13%

**Description:** Virtual Camp Connect is designed for students in grades K-5 to participate in fun and engaging virtual lessons that address social/emotional skills! The virtual lessons will be offered on a variety of topics and will be divided into two age groups: K-2 (up to 10 students in a lesson group) and grades 3-5 (up to 15 students in a lesson group). The lessons will be delivered by AACPS school psychologists and school social workers.

**Goals:** Support for student's mental health and well-being.

### Details:

**Number of Times Offered:** 12

**Frequency:** 1 week

**Number of Sessions:** 12

**Number of Hours Per Offering:** 5.05

**Camp/Program's Total Hours:** 60.75


**Target Grade Intended:** K to 5<sup>th</sup>

**Number of Available Seats:** 180

**Number of Students in Attendance:** 161

### Enrollment:

Student Group	Enrolled
American Indian/Alaskan Native	6
Asian	28
Black/African American	87
Hispanic/Latino	8
Two or more races	18
Pacific Islander	0
White	53
Students with Disabilities (IEP only)	43
504	8
Total (IEP + 504)	51
English Learners	40
Economically Disadvantaged	69
Male	90
Female	71



## Camp Engage

### Content Area(s)

- **ACADEMICS**
- **SOCIAL**

### Student Identification Process

Participation was open to any interested student for this summer camp; however, when selecting students who were economically disadvantaged were provided 50% of the available slots.

### Format

In person (all participants and instructors in person in same physical space.)

### Provisions

Transportation was provided for in person participants.

Food was provided for in person participants.

### Results

Grade Level	Pre - Average Test Score	Post - Average Test Score	Increase/ Decrease
Kindergarten	32%	49%	17%
First Grade	63%	69%	6%
Second Grade	40%	48%	8%
Third Grade	57%	55%	2%
Fourth Grade	38%	43%	5%
Fifth Grade	51%	48%	3%

**Description:** Designed for students who require additional support in math or languages arts; they will engage in learning throughout the month of July in a relaxed, positive setting with interactive, explorative, mindfulness activities in the afternoon.

**Goals:** (1) Remediation or reteaching of missed or missing grade-level content, for students who are identified as behind on grade-level content. (2) Support for student's mental health and well-being.

### Details:

**Number of Times Offered:** 54

**Frequency:** 4 weeks

**Number of Sessions:** 54

**Number of Hours Per Offering:** 63.13

**Camp/Program's Total Hours:** 3409.25

**Target Grade Intended:** K to 5<sup>th</sup>

**Number of Available Seats:** 1500

**Number of Students in Attendance:** 1514

### Enrollment:


#### Student Group

American Indian/Alaskan Native  
Asian  
Black/African American  
Hispanic/Latino  
Two or more races  
Pacific Islander  
White  
Students with Disabilities (IEP only)  
504  
Total (IEP + 504)  
English Learners  
Economically Disadvantaged  
Male  
Female

#### Enrolled

34  
132  
688  
251  
353  
8  
794  
646  
54  
700  
253  
749  
863  
651





## Camp INSPIRE

### Content Area(s)

- **ACADEMICS**
- **ARTS**

### Student Identification Process

Participation was open to students identified as Gifted and Talented.

### Format

In person (all participants and instructors in person in same physical space).

### Provisions

Transportation was provided for in person participants.

Food was provided for in person participants.

### Results

- Pre-test: 32%
- Post-test: 71%
- Increase: 39%

**Description:** This camp is for elementary students identified as gifted and/or advanced by AACPS. Students will be engaged in literacy and math as well as project-based co-curricular programming Monday-Thursday for two weeks. Advanced Studies & Programs teachers will be reaching out to targeted students and families with invitations.

**Goals:** Enrichment or teaching of skills or content that are not part of the required content, advanced beyond a students grade-level or elective.

### Details:

**Number of Times Offered:** 8

**Frequency:** 2 weeks

**Number of Sessions:** 8

**Number of Hours Per Offering:** 440.63

**Camp/Program's Total Hours:** 3525


**Target Grade Intended:** 3rd & 4<sup>th</sup>

**Number of Available Seats:** 150

**Number of Students in Attendance:** 128

### Enrollment:

Student Group	Enrolled
American Indian/Alaskan Native	4
Asian	19
Black/African American	39
Hispanic/Latino	18
Two or more races	26
Pacific Islander	4
White	85
Students with Disabilities (IEP only)	7
504	6
Total (IEP + 504)	13
English Learners	14
Economically Disadvantaged	30
Male	54
Female	74



## Camp SOAR

### Content Area(s)

- **ACADEMICS**
- **MATH**

### Student Identification Process

Participation was open to any interested student enrolled in a Title I school.

### Format

In person (all participants and instructors in person in same physical space).

### Provisions

Transportation was provided for in person participants.

Food was provided for in person participants.

### Results

- Pre-test: 43%
- Post-test: 50%
- Increase: 7%

**Description:** The Camp SOAR summer program is offered to support identified students currently in grades K-5 at schools that receive Title I funding. The program provides an opportunity for students to continue to grow their foundational skills, comprehension, and number sense through a 4-week program in a relaxed, upbeat setting. If your child is enrolled in 2nd grade for the Camp SOAR summer program, they may be chosen to participate in a modified summer instructional program for targeted students leaving 2nd grade. Students in this class will engage in targeted literacy instruction to help prepare for the transition from learning to read to reading to learn. Students will also participate in targeted math instruction in number and operations and algebraic thinking to prepare for the increasing math content's rigor in the 3rd grade. The school's Title I team will reach out to students' families meeting the required criteria with an invitation to register for the program.

**Goals:** (1) Remediation or reteaching of missed or missing grade-level content, for students who are identified as behind on grade-level content. (2) Support for student's mental health and well-being.

### Details:

**Number of Times Offered:** 60

**Frequency:** 4 weeks

**Number of Sessions:** 60

**Number of Hours Per Offering:** 110.25

**Camp/Program's Total Hours:** 6615

**Target Grade Intended:** Pre K to 5<sup>th</sup>

**Number of Available Seats:** 1320

**Number of Students in Attendance:** 1305

### Enrollment:


#### Student Group

American Indian/Alaskan Native  
Asian  
Black/African American  
Hispanic/Latino  
Two or more races  
Pacific Islander  
White  
Students with Disabilities (IEP only)  
504  
Total (IEP + 504)  
English Learners  
Economically Disadvantaged  
Male  
Female

#### Enrolled

54  
30  
535  
599  
651  
10  
734  
243  
39  
282  
586  
1123  
651  
654





## Camp Success

### Content Area(s)

- **ACADEMICS**
- **SOCIAL**
- **OUTDOORS**

### Student Identification Process

Participation was open to identified homeless students.

### Format

In person (all participants and instructors in person in same physical space).

### Provisions

Transportation was provided for in person participants.

Food was provided for in person participants.

### Results

- Pre-test: 76.09%
- Post-test: 77.17%
- Increase: 1.08%

**Description:** The focus of the grant project is a partnership and cross-system collaboration to provide identified students with an enrichment opportunity that supports their academic competence, social-emotional well-being and physical health. During the summer months, the stressors of homelessness can become more compounded as youth are left with little to do during the day and limited space to safely engage in outdoor play. Parents and caregivers experiencing homelessness are also more likely to work low-wage jobs that cannot be done remotely and that offers little schedule flexibility and the need for daycare. Through a partnership with Anne Arundel County Parks and Recreation identified student's experiencing homelessness will have the opportunity to participate in Camp Success, a summer camp program that includes recreation, academic support, and daycare for families.

**Goals:** (1) Remediation or reteaching of missed or missing grade-level content, for students who are identified as behind on grade-level content.  
(2) Support for students mental health and well-being.

### Details:

**Number of Times Offered:** 1

**Frequency:** 6 weeks

**Number of Sessions:** 1

**Number of Hours Per Offering:** 184

**Camp/Program's Total Hours:** 184

**Target Grade Intended:** Pre K to 6<sup>th</sup>


**Number of Available Seats:** 10

**Number of Students in Attendance:** 7

### Enrollment:

Student Group	Enrolled
American Indian/Alaskan Native	1
Asian	1
Black/African American	5
Hispanic/Latino	1
Two or more races	1
Pacific Islander	0
White	2
Students with Disabilities (IEP only)	1
504	0
Total (IEP + 504)	1
English Learners	0
Economically Disadvantaged	7
Male	2
Female	5





## CATN Summer Career Camp

### Content Area(s)

- **TECHNOLOGY**

### Student Identification Process

Participation was open to any interested student of this summer camp; however, when selecting students to attend, students who were in career and technology programs were selected first.

### Format

In person (all participants and instructors in person in same physical space).

### Provisions

Transportation was not provided.

Food was not provided

### Results

- Pre-test: 70%
- Post-test: 80%
- Increase: 10%

**Description:** This camp is for students who are interested in learning industry, career, and technological skills. What better place to spend part of the summer than a career camp that can help a young person find a new and exciting career path? Imagine a day camp at the Center of Applied Technology North where you can learn Adobe Photoshop; construct a toolbox; patient care skills; manage computer hardware; design & produce culinary items, establish farm-to-table techniques; architect technical documentation &/or create baked goods. Our camp is a great way for students to explore their future career interests! Students will need to bring their own lunch.

**Goals:** Opportunities for career and technical education students such as work-based learning experiences, preparation for credentialing exams, earning required hours for industry credentials, technical skills development, and/or career exploration.

### Details:

**Number of Times Offered:** 1

**Frequency:** 1 week

**Number of Sessions:** 1

**Number of Hours Per Offering:** 22

**Camp/Program's Total Hours:** 22

**Target Grade Intended:** 6<sup>th</sup> to 12<sup>th</sup>

**Number of Available Seats:** 120

**Number of Students in Attendance:** 118

### Enrollment:


#### Student Group

American Indian/Alaskan Native  
Asian  
Black/African American  
Hispanic/Latino  
Two or more races  
Pacific Islander  
White  
Students with Disabilities (IEP only)  
504  
Total (IEP + 504)  
English Learners  
Economically Disadvantaged  
Male  
Female

#### Enrolled

3  
4  
77  
19  
30  
0  
47  
16  
18  
34  
17  
51  
63  
55





## Chemistry Lab Blast Camp

### Content Area(s)

- **ACADEMICS**
- **MATH**
- **SCIENCE**

### Student Identification Process

Participation was open to any interested student for this summer camp; however, when selecting students who were economically disadvantaged were provided 50% of the available slots.

### Format

In person (all participants and instructors in person in same physical space).

### Provisions

Transportation was provided for in person participants.

Food was provided for in person participants.

### Results

- Pre-test: 33%
- Post-test: 33%
- No Increase or Decrease

**Description:** Students will explore the many facets of chemistry using labs and hands-on activities selected by their instructor. They will make connections between big ideas and their everyday life while having fun, making new friends, and challenging themselves to think outside the box.

**Goals:** Enrichment or teaching of skills or content that are not part of the required content, advanced beyond a student's grade-level or elective.

### Details:

**Number of Times Offered:** 1

**Frequency:** 2 weeks

**Number of Sessions:** 1

**Number of Hours Per Offering:** 34

**Camp/Program's Total Hours:** 34

**Target Grade Intended:** 8<sup>th</sup> to 12<sup>th</sup>

**Number of Available Seats:** 20

**Number of Students in Attendance:** 12

### Enrollment:

Student Group	Enrolled
American Indian/Alaskan Native	0
Asian	4
Black/African American	5
Hispanic/Latino	2
Two or more races	1
Pacific Islander	0
White	3
Students with Disabilities (IEP only)	0
504	1
Total (IEP + 504)	1
English Learners	5
Economically Disadvantaged	5
Male	5
Female	7

# Chesapeake Arts Summer Camp

**Content Area(s)**

- ARTS
- CULTURE
- SOCIAL

**Student Identification Process**

Participation was open to any interested student for this summer camp; however, when selecting students who were economically disadvantaged were provided 50% of the available slots.

**Format**

In person (all participants and instructors in person in same physical space).

**Provisions**

Transportation was not provided.

Food was provided for in person participants.

**Results**

The CAC offered many learning opportunities for our students. They engaged in performing visual and performing arts activities where students learned their lines, songs and choreography and dance routines to perform in front of their families. As well as painting a canvas based on a character they developed while reading stories. In other camps that had a focus on STEM activities, students were able to construct sound machines and catapults.

**Description:** CAC has partnered with AACPS to offer a variety of in person Art Camps for our students this summer. These camps are offered at no cost to all currently enrolled AACPS students.

**Goals:** Enrichment or teaching of skills or content that are not part of the required content, advanced beyond a student's grade-level or elective.

**Details:**

**Number of Times Offered:** 8

**Frequency:** 1 week

**Number of Sessions:** 8

**Number of Hours Per Offering:** 4.25

**Camp/Program's Total Hours:** 34

**Target Grade Intended:** 2<sup>nd</sup> to 8<sup>th</sup>


**Number of Available Seats:** 100

**Number of Students in Attendance:** 90

**Enrollment:**

Student Group	Enrolled
American Indian/Alaskan Native	1
Asian	13
Black/African American	34
Hispanic/Latino	13
Two or more races	17
Pacific Islander	0
White	47
Students with Disabilities (IEP only)	34
504	4
Total (IEP + 504)	38
English Learners	1
Economically Disadvantaged	64
Male	48
Female	42





## Conversation Café Camp A

### Content Area(s)

- **WORLD LANGUAGES**

### Student Identification Process

Participation was open to any interested student for this summer program.

### Format

In person (all participants and instructors in person in same physical space).

### Provisions

Transportation was provided for in person participants.

Food was provided for in person participants.

### Results

- Pre-test: 45%
- Post-test: 0%
- Decrease: 45%

**Description:** Designed for students entering level 4 or AP Language & Culture. You will learn about current events through articles and videos. Then you will practice your speaking skills through conversation or a presentation. The goal is for you to increase your ability to speak the language through a fun, interesting, controversial, and engaging manner.

**Goals:** Enrichment or teaching of skills or content that are not part of the required content, advanced beyond a student's grade-level or elective.

### Details:

**Number of Times Offered:** 2

**Frequency:** 1 week

**Number of Sessions:** 2

**Number of Hours Per Offering:** 38.5

**Camp/Program's Total Hours:** 77


**Target Grade Intended:** 5<sup>th</sup> to 11<sup>th</sup>

**Number of Available Seats:** 10

**Number of Students in Attendance:** 3

### Enrollment:

Student Group	Enrolled
American Indian/Alaskan Native	1
Asian	1
Black/African American	0
Hispanic/Latino	2
Two or more races	3
Pacific Islander	0
White	3
Students with Disabilities (IEP only)	1
504	0
Total (IEP + 504)	1
English Learners	1
Economically Disadvantaged	0
Male	2
Female	1



## Conversation Café Camp B

### Content Area(s)

- **WORLD LANGUAGES**

### Student Identification Process

Participation was open to any interested student for this summer program.

### Format

In person (all participants and instructors in person in same physical space).

### Provisions

Transportation was provided for in person participants.

Food was provided for in person participants.

### Results

- Pre-test: 60%
- Post-test: 83%
- Increase: 23%

**Description:** Designed for students entering level 4 or AP Language & Culture. You will learn about current events through articles and videos. Then you will practice your speaking skills through conversation or a presentation. The goal is for you to increase your ability to speak the language through a fun, interesting, controversial, and engaging manner.

**Goals:** Enrichment or teaching of skills or content that are not part of the required content, advanced beyond a student's grade-level or elective.

### Details:

**Number of Times Offered:** 3

**Frequency:** 2 weeks

**Number of Sessions:** 3

**Number of Hours Per Offering:** 9.33

**Camp/Program's Total Hours:** 28

**Target Grade Intended:** 5<sup>th</sup> to 12<sup>th</sup>

**Number of Available Seats:** 20

**Number of Students in Attendance:** 11

### Enrollment:


#### Student Group

American Indian/Alaskan Native  
Asian  
Black/African American  
Hispanic/Latino  
Two or more races  
Pacific Islander  
White  
Students with Disabilities (IEP only)  
504  
Total (IEP + 504)  
English Learners  
Economically Disadvantaged  
Male  
Female

#### Enrolled

0  
3  
5  
2  
4  
0  
5  
1  
2  
3  
3  
4  
6  
5





# Cooking Around the World A

## Content Area(s)

- CULTURE
- COOKING

## Student Identification Process

Participation was open to any interested student for this summer camp; however, when selecting students who were economically disadvantaged were provided 50% of the available slots.

## Format

In person (all participants and instructors in person in same physical space).

## Provisions

Transportation was provided for in person participants.

Food was provided for in person participants.

## Results

- Pre-test: 0%
- Post-test: 87%
- Increase: 87%

**Description:** Explore each continents set of traditions and different standards of food. Students interested in culture will develop an awareness of the diversity of food around the globe, identify personal biases and stereotypes related to food, explain the value of sensitivity and openness toward diverse cultures, compare and contrast their food choices with the eating habits of others locally and globally, and explain how food choices are limited by resources, culture, and geography.

**Goals:** Enrichment or teaching of skills or content that are not part of the required content, advanced beyond a student's grade-level or elective.

## Details:

**Number of Times Offered:** 3

**Frequency:** 2 weeks

**Number of Sessions:** 3

**Number of Hours Per Offering:** 24.92

**Camp/Program's Total Hours:** 74.75


**Target Grade Intended:** 5<sup>th</sup> to 12<sup>th</sup>

**Number of Available Seats:** 20

**Number of Students in Attendance:** 14

## Enrollment:

Student Group	Enrolled
American Indian/Alaskan Native	0
Asian	2
Black/African American	9
Hispanic/Latino	1
Two or more races	2
Pacific Islander	0
White	5
Students with Disabilities (IEP only)	3
504	0
Total (IEP + 504)	3
English Learners	3
Economically Disadvantaged	6
Male	7
Female	7



## Cooking Around the World B

### Content Area(s)

- CULTURE
- COOKING

### Student Identification Process

Participation was open to any interested student for this summer camp; however, when selecting students who were economically disadvantaged were provided 50% of the available slots.

### Format

In person (all participants and instructors in person in same physical space).

### Provisions

Transportation was provided for in person participants.

Food was provided for in person participants.

### Results

- Pre-test: 0%
- Post-test: 87%
- Increase: 87%

**Description:** Explore each continents set of traditions and different standards of food. Students interested in culture will develop an awareness of the diversity of food around the globe, identify personal biases and stereotypes related to food, explain the value of sensitivity and openness toward diverse cultures, compare and contrast their food choices with the eating habits of others locally and globally, and explain how food choices are limited by resources, culture, and geography.

**Goals:** Enrichment or teaching of skills or content that are not part of the required content, advanced beyond a student's grade-level or elective.

### Details:

**Number of Times Offered:** 1

**Frequency:** 1 week

**Number of Sessions:** 1

**Number of Hours Per Offering:** 31

**Camp/Program's Total Hours:** 31

**Target Grade Intended:** 5<sup>th</sup> to 12<sup>th</sup>

**Number of Available Seats:** 15

**Number of Students in Attendance:** 11

### Enrollment:


#### Student Group

American Indian/Alaskan Native  
Asian  
Black/African American  
Hispanic/Latino  
Two or more races  
Pacific Islander  
White  
Students with Disabilities (IEP only)  
504  
Total (IEP + 504)  
English Learners  
Economically Disadvantaged  
Male  
Female

#### Enrolled

0  
0  
6  
2  
3  
0  
6  
2  
0  
2  
2  
7  
4  
7





## Creative Writing & The Writing Process English Camp

### Content Area(s)

- **ACADEMICS**

#### Student Identification Process

Participation was open to any interested student for this summer camp; however, when selecting students who were economically disadvantaged were provided 50% of the available slots.

#### Format

In person (all participants and instructors in person in same physical space).

#### Provisions

Transportation was provided for in person participants.

Food was provided for in person participants.

#### Results

Pre-test: 80%

Post-test: The individual student, who entered the Creative Writing Summer Camp with proficient knowledge of the MCCR Narrative and Explanatory Writing Standards, demonstrated advanced skill development and application of the creative writing processes by the end of day 3. The improvement was revealed through her ability to identify characteristics of writer's craft and respond with advanced skill to a unique writing prompt while conveying voice and inciting the five senses.

**Description:** Students will learn about the creative process by exploring different genres and experimenting with different types of writing, ending the session with several self-written pieces.

**Goals:** Enrichment or teaching of skills or content that are not part of the required content, advanced beyond a student's grade-level or elective.

#### Details:

**Number of Times Offered:** 1

**Frequency:** 1 week

**Number of Sessions:** 1

**Number of Hours Per Offering:** 12

**Camp/Program's Total Hours:** 12


**Target Grade Intended:** 8<sup>th</sup> to 12<sup>th</sup>

**Number of Available Seats:** 10

**Number of Students in Attendance:** 6

#### Enrollment:

Student Group	Enrolled
American Indian/Alaskan Native	0
Asian	0
Black/African American	1
Hispanic/Latino	1
Two or more races	1
Pacific Islander	0
White	5
Students with Disabilities (IEP only)	1
504	0
Total (IEP + 504)	1
English Learners	1
Economically Disadvantaged	2
Male	2
Female	4



## Creative Writing in Science Camp

### Content Area(s)

- **ACADEMICS**
- **MATH**
- **SCIENCE**

### Student Identification Process

Participation was open to any interested student for this summer camp; however, when selecting students who were economically disadvantaged were provided 50% of the available slots.

### Format

In person (all participants and instructors in person in same physical space).

### Provisions

Transportation was provided for in person participants.

Food was provided for in person participants.

### Results

- Pre-test: 80%
- Post-test: 90%
- Increase: 10%

**Description:** Students will explore the ways in which creative writing in its different forms can be used to understand and appreciate science. They will collaborate in thinking around creative writing anchored in science and challenge themselves to view science and creative writing as related fields while having fun and making new friends.

**Goals:** Enrichment or teaching of skills or content that are not part of the required content, advanced beyond a student's grade-level or elective.

### Details:

**Number of Times Offered:** 1

**Frequency:** 2 weeks

**Number of Sessions:** 1

**Number of Hours Per Offering:** 29.75

**Camp/Program's Total Hours:** 29.75

**Target Grade Intended:** 8<sup>th</sup> to 12<sup>th</sup>

**Number of Available Seats:** 10

**Number of Students in Attendance:** 4

### Enrollment:


#### Student Group

American Indian/Alaskan Native  
Asian  
Black/African American  
Hispanic/Latino  
Two or more races  
Pacific Islander  
White  
Students with Disabilities (IEP only)  
504  
Total (IEP + 504)  
English Learners  
Economically Disadvantaged  
Male  
Female

#### Enrolled

0  
1  
1  
1  
1  
0  
2  
0  
0  
0  
3  
1  
2  
2





## Deliciously Nutritious Summer Camp A

### Content Area(s)

- **CULTURE**
- **COOKING**

### Student Identification Process

Participation was open to any interested student for this summer camp; however, when selecting students who were economically disadvantaged were provided 50% of the available slots.

### Format

In person (all participants and instructors in person in same physical space).

### Provisions

Transportation was provided for in person participants.

Food was provided for in person participants.

### Results

The students in this camp were provided the opportunity to learn about baking deserts and other baked good items. They baked breads, rock candy, cupcakes, fudge, cakes, and homemade pasta. Students were taught about food safety and standard kitchen protocols to keep the food and bakers safe. Students worked in teams to accomplish different baking tasks. Students and families responded positively to the camp in their exit interviews and communications with the camp counselor. They also showed their success with picture evidence.

**Description:** At Deliciously Nutritious food is at the center of every thing we do. With over 20 years of experience as a Chef & Culinary Instructor, Chef Melissa Sherwood blends her love of food, passion for wellness and culinary skills to provide lessons that students will carry with them throughout their lifetime. We strive to teach students the importance of healthy eating, proper nutrition, and overall wellness. It is our goal, that through our camps, students will develop a lifelong love of working in the kitchen, cooking, preparing meals and trying new foods.

**Goals:** Enrichment or teaching of skills or content that are not part of the required content, advanced beyond a student's grade-level or elective.

### Details:

**Number of Times Offered:** 7

**Frequency:** 2 weeks

**Number of Sessions:** 7

**Number of Hours Per Offering:** 25.75

**Camp/Program's Total Hours:** 180.25

**Target Grade Intended:** 8<sup>th</sup> to 11<sup>th</sup>


**Number of Available Seats:** 50

**Number of Students in Attendance:** 41

### Enrollment:

Student Group	Enrolled
American Indian/Alaskan Native	0
Asian	8
Black/African American	24
Hispanic/Latino	5
Two or more races	5
Pacific Islander	0
White	13
Students with Disabilities (IEP only)	6
504	3
Total (IEP + 504)	9
English Learners	5
Economically Disadvantaged	6
Male	14
Female	27





## Deliciously Nutritious Summer Camp B

### Content Area(s)

- **CULTURE**
- **COOKING**

### Student Identification Process

Participation was open to any interested student for this summer camp; however, when selecting students who were economically disadvantaged were provided 50% of the available slots.

### Format

In person (all participants and instructors in person in same physical space).

### Provisions

Transportation was provided for in person participants.

Food was provided for in person participants.

### Results

The students in this camp were provided the opportunity to learn about baking deserts and other baked good items. They baked breads, rock candy, cupcakes, fudge, cakes, and homemade pasta. Students were taught about food safety and standard kitchen protocols to keep the food and bakers safe. Students worked in teams to accomplish different baking tasks. Students and families responded positively to the camp in their exit interviews and communications with the camp counselor. They also showed their success with picture evidence.

**Description:** At Deliciously Nutritious food is at the center of every thing we do. With over 20 years of experience as a Chef & Culinary Instructor, Chef Melissa Sherwood blends her love of food, passion for wellness and culinary skills to provide lessons that students will carry with them throughout their lifetime. We strive to teach students the importance of healthy eating, proper nutrition, and overall wellness. It is our goal, that through our camps, students will develop a lifelong love of working in the kitchen, cooking, preparing meals and trying new foods.

**Goals:** Enrichment or teaching of skills or content that are not part of the required content, advanced beyond a student's grade-level or elective.

### Details:

**Number of Times Offered:** 1

**Frequency:** 1 week

**Number of Sessions:** 1

**Number of Hours Per Offering:** 32

**Camp/Program's Total Hours:** 32

**Target Grade Intended:** 8<sup>th</sup> to 11<sup>th</sup>

**Number of Available Seats:** 15

**Number of Students in Attendance:** 13

### Enrollment:

#### Student Group

American Indian/Alaskan Native  
Asian  
Black/African American  
Hispanic/Latino  
Two or more races  
Pacific Islander  
White  
Students with Disabilities (IEP only)  
504  
Total (IEP + 504)  
English Learners  
Economically Disadvantaged  
Male  
Female

#### Enrolled

0  
1  
7  
1  
4  
1  
5  
3  
1  
4  
1  
3  
4  
9





## Discovering Dance Camp

### Content Area(s)

- ARTS

### Student Identification Process

Participation was open to any interested student.

### Format

In person (all participants and instructors in person in same physical space).

### Provisions

Transportation was not provided.

Food was provided for in person participants.

### Results

- Pre-test: 41%
- Post-test: 65%
- Increase: 24%

**Description:** Do you like to Dance? This three-day opportunity for AACPS students to explore the fundamentals of various dance genres. Students will participate in 3 classes per day. Class styles may include: Creative Movement, Ballet, Modern, Jazz, Hip Hop, African and more! The program will focus on instruction and exploration of technique and movement concepts, self-expression through performance, and connection with peers. Our mission is to support well-rounded dancers and individuals.

**Goals:** Enrichment or teaching of skills or content that are not part of the required content, advanced beyond a student's grade-level, or elective.

### Details:

**Number of Times Offered:** 1

**Frequency:** 1 week

**Number of Sessions:** 1

**Number of Hours Per Offering:** 9

**Camp/Program's Total Hours:** 9

**Target Grade Intended:** K to 5<sup>th</sup>

**Number of Available Seats:** 100

**Number of Students in Attendance:** 90

### Enrollment:

Student Group	Enrolled
American Indian/Alaskan Native	5
Asian	17
Black/African American	42
Hispanic/Latino	9
Two or more races	18
Pacific Islander	1
White	32
Students with Disabilities (IEP only)	14
504	2
Total (IEP + 504)	16
English Learners	18
Economically Disadvantaged	42
Male	14
Female	76

## El Campo del Bosque

### Content Area(s)

- **ACADEMICS**
- **WORLD LANGUAGES**
- **OUTDOORS**

### Student Identification Process

Participation was open to any interested student for this summer camp; however, when selecting students who were economically disadvantaged were provided 50% of the available slots.

### Format

In person (all participants and instructors in person in same physical space).

### Provisions

Transportation was provided for in person participants.

Food was provided for in person participants.

### Results

- Pre-test: 46%
- Post-test: 60%
- Increase: 14%

**Description:** Learn Spanish in a fun and immersive setting at Arlington Echo. you will learn Spanish to share about the environment and how to preserve it. Students will be grouped by grade to learn Spanish in a very engaging and age-appropriate manner through music, hands-on learning, arts and crafts, and all of the fun activities available at Arlington Echo.

**Goals:** Enrichment or teaching of skills or content that are not part of the required content, advanced beyond a student's grade-level or elective.

### Details:

**Number of Times Offered:** 1

**Frequency:** 1 week

**Number of Sessions:** 1

**Number of Hours Per Offering:** 28

**Camp/Program's Total Hours:** 28

**Target Grade Intended:** K to 5<sup>th</sup>


**Number of Available Seats:** 80

**Number of Students in Attendance:** 72

### Enrollment:

Student Group	Enrolled
American Indian/Alaskan Native	4
Asian	8
Black/African American	22
Hispanic/Latino	27
Two or more races	20
Pacific Islander	0
White	46
Students with Disabilities (IEP only)	36
504	3
Total (IEP + 504)	39
English Learners	25
Economically Disadvantaged	40
Male	36
Female	36





## ESY Program

### Content Area(s)

- **ACADEMICS**

### Student Identification Process

Participation was required for any special education student who needed additional services.

### Format

In person (all participants and instructors in person in same physical space.)

### Provisions

Transportation was provided for in person participants.

Food was provided for in person participants.

### Results

Grade Level	Pre - Average Test Score	Post - Average Test Score	Increase/ Decrease
Kindergarten	32%	49%	17%
First Grade	63%	69%	6%
Second Grade	40%	48%	8%
Third Grade	57%	55%	2%
Fourth Grade	38%	43%	5%
Fifth Grade	51%	48%	3%

**Description:** Designed for Special Education Students who require additional support per their IEP; students will engage in learning throughout the month of July in a relaxed, positive setting. No registration required. Contact your Case Manager for questions regarding your student's potential need for Virtual ESY programming. Identified students who are eligible will be notified.

**Goals:** Compensatory or other FAPE-related services for students with disabilities

### Details:

**Number of Times Offered:** 31

**Frequency:** 4 weeks

**Number of Sessions:** 31

**Number of Hours Per Offering:** 56.25

**Camp/Program's Total Hours:** 1743.75

**Target Grade Intended:** K to 12<sup>th</sup>

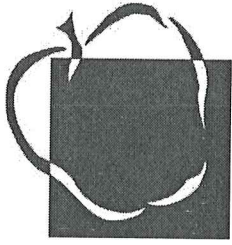
**Number of Available Seats:** 700

**Number of Students in Attendance:** 632

### Enrollment:

Student Group	Enrolled
American Indian/Alaskan Native	20
Asian	42
Black/African American	269
Hispanic/Latino	97
Two or more races	138
Pacific Islander	4
White	345
Students with Disabilities (IEP only)	632
504	0
Total (IEP + 504)	632
English Learners	67
Economically Disadvantaged	355
Male	433
Female	199





## Exploring the Connections Between Science & Art Camp

### Content Area(s)

- **ACADEMICS**
- **MATH**
- **SCIENCE**

### Student Identification Process

Participation was open to any interested student for this summer camp; however, when selecting students who were economically disadvantaged were provided 50% of the available slots.

### Format

In person (all participants and instructors in person in same physical space).

### Provisions

Transportation was provided for in person participants.

Food was provided for in person participants.

### Results

- Pre-test: 56%
- Post-test: 63%
- Increase: 7%

**Description:** Students will explore the ways in which art in its different forms can be used to understand and appreciate science. They will generate art pieces, collaborate in arts thinking, and challenge themselves to view science and art as related fields while having fun and making new friends.

**Goals:** Enrichment or teaching of skills or content that are not part of the required content, advanced beyond a student's grade-level or elective.

### Details:

**Number of Times Offered:** 1

**Frequency:** 2 weeks

**Number of Sessions:** 1

**Number of Hours Per Offering:** 21

**Camp/Program's Total Hours:** 21

**Target Grade Intended:** 5<sup>th</sup> to 12<sup>th</sup>


**Number of Available Seats:** 10

**Number of Students in Attendance:** 9

### Enrollment:

Student Group	Enrolled
American Indian/Alaskan Native	0
Asian	2
Black/African American	3
Hispanic/Latino	3
Two or more races	2
Pacific Islander	0
White	4
Students with Disabilities (IEP only)	0
504	0
Total (IEP + 504)	0
English Learners	3
Economically Disadvantaged	4
Male	5
Female	4





## Fancy Mini Pastries Camp A

### Content Area(s)

- CULTURE
- COOKING

### Student Identification Process

Participation was open to any interested student for this summer camp; however, when selecting students who were economically disadvantaged were provided 50% of the available slots.

### Format

In person (all participants and instructors in person in same physical space).

### Provisions

Transportation was provided for in person participants.

Food was provided for in person participants.

### Results

- Pre-test: 96%
- Post-test: 100%
- Increase: 4%

**Description:** Students will learn how to manufacture an assortment of fancy mini pastries that can be given as gifts, used for the holidays or elegant desserts displays.

**Goals:** Enrichment or teaching of skills or content that are not part of the required content, advanced beyond a student's grade-level or elective.

### Details:

**Number of Times Offered:** 4

**Frequency:** 2 weeks

**Number of Sessions:** 4

**Number of Hours Per Offering:** 27.19

**Camp/Program's Total Hours:** 108.75


**Target Grade Intended:** 5<sup>th</sup> to 12<sup>th</sup>

**Number of Available Seats:** 20

**Number of Students in Attendance:** 17

### Enrollment:

Student Group	Enrolled
American Indian/Alaskan Native	0
Asian	1
Black/African American	11
Hispanic/Latino	5
Two or more races	6
Pacific Islander	0
White	7
Students with Disabilities (IEP only)	6
504	2
Total (IEP + 504)	8
English Learners	2
Economically Disadvantaged	9
Male	4
Female	13



## Fancy Mini Pastries Camp B

### Content Area(s)

- CULTURE
- COOKING

### Student Identification Process

Participation was open to any interested student for this summer camp; however, when selecting students who were economically disadvantaged were provided 50% of the available slots.

### Format

In person (all participants and instructors in person in same physical space).

### Provisions

Transportation was provided for in person participants.

Food was provided for in person participants.

### Results

- Pre-test: 96%
- Post-test: 100%
- Increase: 4%

**Description:** Students will learn how to manufacture an assortment of fancy mini pastries that can be given as gifts, used for the holidays or elegant desserts displays.

**Goals:** Enrichment or teaching of skills or content that are not part of the required content, advanced beyond a student's grade-level or elective.

### Details:

**Number of Times Offered:** 1

**Frequency:** 1 week

**Number of Sessions:** 1

**Number of Hours Per Offering:** 29

**Camp/Program's Total Hours:** 29

**Target Grade Intended:** 5<sup>th</sup> to 12<sup>th</sup>

**Number of Available Seats:** 15

**Number of Students in Attendance:** 9

### Enrollment:


#### Student Group

American Indian/Alaskan Native  
Asian  
Black/African American  
Hispanic/Latino  
Two or more races  
Pacific Islander  
White  
Students with Disabilities (IEP only)  
504  
Total (IEP + 504)  
English Learners  
Economically Disadvantaged  
Male  
Female

#### Enrolled

0  
0  
4  
1  
1  
0  
5  
2  
2  
4  
0  
5  
4  
5





## Fashion Designer's Boot Camp A

### Content Area(s)

- CULTURE
- FASHION

### Student Identification Process

Participation was open to any interested student for this summer camp; however, when selecting students who were economically disadvantaged were provided 50% of the available slots.

### Format

In person (all participants and instructors in person in same physical space).

### Provisions

Transportation was provided for in person participants.

Food was provided for in person participants.

### Results

- Pre-test: 52.50%
- Post-test: 71%
- Increase: 18.50%

**Description:** Students will learn how to use the sewing machine and a flat pattern to create clothing of their choice. Learn the ins and outs of the fashion industry and design their own collection and branding concept.

**Goals:** Enrichment or teaching of skills or content that are not part of the required content, advanced beyond a student's grade-level or elective.

### Details:

**Number of Times Offered:** 4

**Frequency:** 2 weeks

**Number of Sessions:** 4

**Number of Hours Per Offering:** 27.19

**Camp/Program's Total Hours:** 108.75

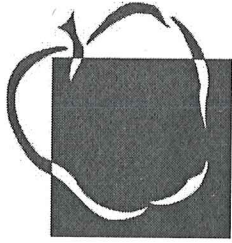
**Target Grade Intended:** 5<sup>th</sup> to 12<sup>th</sup>

**Number of Available Seats:** 40

**Number of Students in Attendance:** 35

### Enrollment:

Student Group	Enrolled
American Indian/Alaskan Native	3
Asian	2
Black/African American	21
Hispanic/Latino	3
Two or more races	6
Pacific Islander	0
White	10
Students with Disabilities (IEP only)	4
504	6
Total (IEP + 504)	10
English Learners	6
Economically Disadvantaged	16
Male	2
Female	33



## Fashion Designer's Boot Camp B

### Content Area(s)

- CULTURE
- FASHION

### Student Identification Process

Participation was open to any interested student for this summer camp; however, when selecting students who were economically disadvantaged were provided 50% of the available slots.

### Format

In person (all participants and instructors in person in same physical space.)

### Provisions

Transportation was not provided.

Food was provided for in person participants.

### Results

- Pre-test: 52.50%
- Post-test: 71%
- Increase: 18.50%

**Description:** Students will learn how to use the sewing machine and a flat pattern to create clothing of their choice. Learn the ins and outs of the fashion industry and design their own collection and branding concept.

**Goals:** Enrichment or teaching of skills or content that are not part of the required content, advanced beyond a student's grade-level or elective.

### Details:

**Number of Times Offered:** 1

**Frequency:** 1 week

**Number of Sessions:** 1

**Number of Hours Per Offering:** 29

**Camp/Program's Total Hours:** 29

**Target Grade Intended:** 8<sup>th</sup> to 12<sup>th</sup>

**Number of Available Seats:** 15

**Number of Students in Attendance:** 10

### Enrollment:

#### Student Group

American Indian/Alaskan Native  
Asian  
Black/African American  
Hispanic/Latino  
Two or more races  
Pacific Islander  
White  
Students with Disabilities (IEP only)  
504  
Total (IEP + 504)  
English Learners  
Economically Disadvantaged  
Male  
Female

#### Enrolled

1  
0  
8  
1  
2  
0  
2  
2  
1  
3  
0  
2  
0  
0  
10





## Filmsters Academy 1 Week

### Content Area(s)

- ARTS

### Student Identification Process

Participation was open to any interested student for this summer camp; however, when selecting students who were economically disadvantaged were provided 50% of the available slots.

### Format

In person (all participants and instructors in person in same physical space).

### Provisions

Transportation was provided for in person participants.

Food was provided for in person participants.

### Results

During this camp experience, students learned the process for what it takes to develop a short film. They were involved in the writing and planning a script. They were exposed to camera operations, lighting, costumes, and the editing process. More advanced groups looked at higher end resolution cameras (4k) and the editing process. They created 3 short films during these camps that were presented and a film festival with about 500 people in attendance. They were given credit for their work in the program to show they were closely involved in the entire process of film making.

**Description:** Film Camp includes learning the creative process with a "hands-on" approach to filmmaking. We offer three levels of Instruction: Beginners, Intermediates and Advanced. This experimental mentoring, led by our young instructors who are in film schools or in the industry, makes for an especially memorable time. Special industry guest instructors provide a bit of movie magic for our young filmmakers.

**Goals:** Enrichment or teaching of skills or content that are not part of the required content, advanced beyond a student's grade-level or elective.

### Details:

**Number of Times Offered:** 2

**Frequency:** 1 week

**Number of Sessions:** 2

**Number of Hours Per Offering:** 8

**Camp/Program's Total Hours:** 16

**Target Grade Intended:** 5<sup>th</sup> to 12<sup>th</sup>

**Number of Available Seats:** 4

**Number of Students in Attendance:** 4

### Enrollment:

#### Student Group

American Indian/Alaskan Native  
Asian  
Black/African American  
Hispanic/Latino  
Two or more races  
Pacific Islander  
White  
Students with Disabilities (IEP only)  
504  
Total (IEP + 504)  
English Learners  
Economically Disadvantaged  
Male  
Female

#### Enrolled

0  
0  
3  
0  
0  
0  
1  
1  
1  
2  
0  
2  
3  
1



## Filmsters Academy 2 Week

### Content Area(s)

- ARTS

### Student Identification Process

Participation was open to any interested student for this summer camp; however, when selecting students who were economically disadvantaged were provided 50% of the available slots.

### Format

In person (all participants and instructors in person for in same physical space).

### Provisions

Transportation was provided for in person participants.

Food was provided for in person participants.

### Results

During this camp experience, students learned the process for what it takes to develop and short film. They were in involved in the writing and planning a script. They were exposed to camera operations, lighting, costumes, and the editing process. More advanced groups looked at higher end resolution cameras (4k) and the editing process. They created 3 short films during these camps that were presented and a film festival with about 500 people in attendance. They were given credit for their work in the program to show they were closely involved in the entire process of film making.

**Description:** Film Camp includes learning the creative process with a "hands-on" approach to filmmaking. We offer three levels of Instruction: Beginners, Intermediates and Advanced. This experimental mentoring, led by our young instructors who are in film schools or in the industry, makes for an especially memorable time. Special industry guest instructors provide a bit of movie magic for our young filmmakers.

**Goals:** Enrichment or teaching of skills or content that are not part of the required content, advanced beyond a student's grade-level or elective.

### Details:

**Number of Times Offered:** 2

**Frequency:** 2 weeks

**Number of Sessions:** 2

**Number of Hours Per Offering:** 16

**Camp/Program's Total Hours:** 32

**Target Grade Intended:** 5<sup>th</sup> to 12<sup>th</sup>

**Number of Available Seats:** 3

**Number of Students in Attendance:** 3

### Enrollment:

Student Group	Enrolled
American Indian/Alaskan Native	0
Asian	0
Black/African American	2
Hispanic/Latino	0
Two or more races	0
Pacific Islander	0
White	1
Students with Disabilities (IEP only)	0
504	0
Total (IEP + 504)	0
English Learners	0
Economically Disadvantaged	1
Male	0
Female	3





## Fishing Camp

### Content Area(s)

- **OUTDOORS**

### Student Identification Process

Participation was open to any interested student.

### Format

In person (all participants and instructors in person in same physical space).

### Provisions

Transportation was not provided.

Food was provided for in person participants.

### Results

Students learned about several different wildlife and fishing strategies. The goal for the week was that students would be able to: Identify the different fish that were caught, bait a hook, and remove the fish from the line. When the camp concluded.

**Description:** Do you want to learn how to fish? The Annapolis Police Department is partnering with AACPS to take students fishing at Annapolis Water Works Park.

**Goals:** Support for students mental health and English language instruction and/ or language skills for student's who are English learners.

### Details:

**Number of Times Offered:** 2

**Frequency:** 1 week

**Number of Sessions:** 2

**Number of Hours Per Offering:** 16

**Camp/Program's Total Hours:** 32

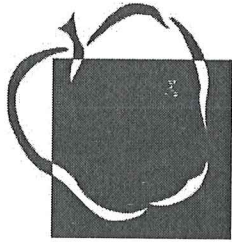
**Target Grade Intended:** 5<sup>th</sup> to 8<sup>th</sup>

**Number of Available Seats:** 20

**Number of Students in Attendance:** 17

### Enrollment:

Student Group	Enrolled
American Indian/Alaskan Native	0
Asian	0
Black/African American	6
Hispanic/Latino	5
Two or more races	5
Pacific Islander	0
White	11
Students with Disabilities (IEP only)	3
504	2
Total (IEP + 504)	5
English Learners	4
Economically Disadvantaged	11
Male	10
Female	7



## Flavor Island

### Content Area(s)

- CULTURE
- COOKING

### Student Identification Process

Participation was open to any interested student for this summer camp; however, when selecting students who were economically disadvantaged were provided 50% of the available slots.

### Format

In person (all participants and instructors in person in same physical space).

### Provisions

Transportation was provided for in person participants.

Food was provided for in person participants.

### Results

- Pre-test: 10.92%
- Post-test: 21.46%
- Increase: 10.54%

**Description:** Students will explore and prepare some popular foods from West Indian, Southern/Down Home, Italian, Vegan and Vegetarian Cuisine.

**Goals:** Enrichment or teaching of skills or content that are not part of the required content, advanced beyond a student's grade-level or elective.

### Details:

**Number of Times Offered:** 2

**Frequency:** 2 weeks

**Number of Sessions:** 2

**Number of Hours Per Offering:** 29

**Camp/Program's Total Hours:** 58

**Target Grade Intended:** 5<sup>th</sup> to 12<sup>th</sup>

**Number of Available Seats:** 30

**Number of Students in Attendance:** 27

### Enrollment:


#### Student Group

American Indian/Alaskan Native  
Asian  
Black/African American  
Hispanic/Latino  
Two or more races  
Pacific Islander  
White  
Students with Disabilities (IEP only)  
504  
Total (IEP + 504)  
English Learners  
Economically Disadvantaged  
Male  
Female

#### Enrolled

0  
3  
19  
3  
7  
0  
11  
2  
3  
5  
2  
10  
11  
16





# Global Languages Summer Camp

## Content Area(s)

- **ACADEMICS**
- **WORLD LANGUAGES**

## Student Identification Process

Participation was open to any interested student for this summer camp; however, when selecting students who were economically disadvantaged were provided 50% of the available slots.

## Format

In person (all participants and instructors in person in same physical space).

## Provisions

Transportation was not provided.

Food was provided for in person participants.

## Results

- Pre-test: 30%
- Post-test: 66%
- Increase: 36%

**Description:** Learn Chinese, Italian, French, or Spanish. You will learn to introduce yourself, talk about our family and friends, likes and dislikes, and more through hands-on activities, music, crafts, and technology. Students are actively engaged all day as they travel between in-class language learning, music, art, cuisine, computers, and physical play. Guest performers will enrich your language learning experience. Students will have a celebration where they create a performance to show off the language and culture they have learned.

**Goals:** Enrichment or teaching of skills or content that are not part of the required content, advanced beyond a student's grade-level or elective.

## Details:

**Number of Times Offered:** 1

**Frequency:** 2 weeks

**Number of Sessions:** 1

**Number of Hours Per Offering:** 66

**Camp/Program's Total Hours:** 66

**Target Grade Intended:** 3<sup>rd</sup> to 12<sup>th</sup>


**Number of Available Seats:** 70

**Number of Students in Attendance:** 69

## Enrollment:

Student Group	Enrolled
American Indian/Alaskan Native	0
Asian	7
Black/African American	24
Hispanic/Latino	9
Two or more races	18
Pacific Islander	0
White	34
Students with Disabilities (IEP only)	14
504	6
Total (IEP + 504)	20
English Learners	4
Economically Disadvantaged	9
Male	33
Female	36





## High School STEM Summer Bridge

### Content Area(s)

- **ACADEMICS**

### Student Identification Process

Participation was open to any interested student enrolled in a STEM program

### Format

In person (all participants and instructors in person in same physical space).

### Provisions

Transportation was provided for in person participants.

Food was provided for in person participants.

### Results

- Pre-test: 79.09%
- Post-test: 68.31%
- Decrease: 10.78%

**Description:** STEM Magnet Program students are required to complete a summer experience each summer grounded in one or more of our STEM Values: Empathy & Mindfulness, Making & Changemaking, Design & Systems Thinking, Radical Curiosity & Revolutionary Imagination, Passionate about Play, and Ethics & Integrity. These programs provide STEM students an opportunity to refine such 21st century skills as critical thinking, communication, creativity, problem solving, perseverance, collaboration, and information & technological literacy. Students are also afforded the opportunity to build meaningful relationships with their STEM teachers and fellow STEM students.

**Goals:** Enrichment or teaching of skills or content that are not part of the required content, advanced beyond a student's grade-level or elective.

### Details:

**Number of Times Offered:** 26

**Frequency:** 1 week

**Number of Sessions:** 26

**Number of Hours Per Offering:** 15.69

**Camp/Program's Total Hours:** 408

**Target Grade Intended:** 8<sup>th</sup> to 12<sup>th</sup>


**Number of Available Seats:** 650

**Number of Students in Attendance:** 97

### Enrollment:

Student Group	Enrolled
American Indian/Alaskan Native	0
Asian	16
Black/African American	28
Hispanic/Latino	9
Two or more races	17
Pacific Islander	1
White	60
Students with Disabilities (IEP only)	7
504	6
Total (IEP + 504)	13
English Learners	20
Economically Disadvantaged	20
Male	52
Female	45





## IB Extended Essay Camp

**Description:** IB/ MYP students will have the opportunity to seek out one-on-one support for their IB Extended Essay.

**Goals:** Enrichment or teaching of skills or content that are not part of the required content, advanced beyond a student's grade-level or elective.

**Details:**

**Number of Times Offered:** 1

**Frequency:** 1 week

**Number of Sessions:** 1

**Number of Hours Per Offering:** 12

**Camp/Program's Total Hours:** 12

**Target Grade Intended:** 6<sup>th</sup> to 12<sup>th</sup>

**Number of Available Seats:** 20

**Number of Students in Attendance:** 16

**Enrollment:**

Student Group	Enrolled
American Indian/Alaskan Native	0
Asian	4
Black/African American	8
Hispanic/Latino	0
Two or more races	3
Pacific Islander	0
White	7
Students with Disabilities (IEP only)	0
504	2
Total (IEP + 504)	2
English Learners	4
Economically Disadvantaged	4
Male	5
Female	11

### Content Area(s)

- **ACADEMICS**

### Student Identification Process

Participation was open to any student enrolled in an IB/MYP program.

### Format

In person (all participants and instructors in person in same physical space).


### Provisions

Transportation was not provided.

Food was provided for in person participants.

### Results

- Pre-test: 9.67%
- Post-test: 13.89%
- Increase: 4.22%



## IB/ PYP Inquiry Camp

### Content Area(s)

- **ACADEMICS**
- **ARTS**
- **CULTURE**

### Student Identification Process

Participation was open to any student enrolled in an IB program.

### Format

In person (all participants and instructors in person in same physical space).

### Provisions

Transportation was not provided.

Food was provided for in person participants.

### Results

- Pre-test: 18.67%
- Post-test: 44%
- Increase: 25.33%

**Description:** The camp will center on one or more IB Units of Inquiry and will be co-constructed with the students. A specific scenario (A bakery, in this example) will provide the basis for inquiry into: · Shared experiences of food (Who We Are) · Baking Process and the science behind it (How the World Works) · Recipe creativity (How We Express Ourselves) · Food sources, culturally and geographically (Where We Are in Place & Time) · Business creation and components for success (How We Organize Ourselves) · Rights and responsibilities regarding access to food (Sharing the Planet) Students will co-construct the inquiries with teachers and explore key concepts and the Learner Profile as they engage. The camp supports PYP Approaches to Learning Skills and Subskills.

**Goals:** Enrichment or teaching of skills or content that are not part of the required content, advanced beyond a student's grade-level or elective.

### Details:

**Number of Times Offered:** 1

**Frequency:** 2 weeks

**Number of Sessions:** 1

**Number of Hours Per Offering:** 12

**Camp/Program's Total Hours:** 12

**Target Grade Intended:** K to 5<sup>th</sup>

**Number of Available Seats:** 25

**Number of Students in Attendance:** 23

### Enrollment:

Student Group	Enrolled
American Indian/Alaskan Native	0
Asian	1
Black/African American	4
Hispanic/Latino	5
Two or more races	2
Pacific Islander	0
White	19
Students with Disabilities (IEP only)	5
504	2
Total (IEP + 504)	7
English Learners	3
Economically Disadvantaged	8
Male	13
Female	10





# Introduction to Exercise Science Camp

## Content Area(s)

- **ACADEMICS**
- **MATH**
- **SCIENCE**

## Student Identification Process

Participation was open to any interested student for this summer camp; however, when selecting students who were economically disadvantaged were provided 50% of the available slots.

## Format

In person (all participants and instructors in person, in the same physical space).

## Provisions

Transportation was provided for in person participants.

Food was provided for in person participants.

## Results

- Pre-test: 55%
- Post-test: 69%
- Increase: 14%

**Description:** Students will explore the applications of exercise science as guided by their instructor. They will make connections between big ideas and their every day life, while having fun, making new friends, and challenging themselves to think outside the box.

**Goals:** Enrichment or teaching of skills or content that are not part of the required content, advanced beyond a student's grade-level or elective.

## Details:

**Number of Times Offered:** 3

**Frequency:** 2 weeks

**Number of Sessions:** 3

**Number of Hours Per Offering:** 24.92

**Camp/Program's Total Hours:** 74.75


**Target Grade Intended:** 5<sup>th</sup> to 12<sup>th</sup>

**Number of Available Seats:** 40

**Number of Students in Attendance:** 38

## Enrollment:

Student Group	Enrolled
American Indian/Alaskan Native	0
Asian	9
Black/African American	11
Hispanic/Latino	6
Two or more races	7
Pacific Islander	0
White	19
Students with Disabilities (IEP only)	6
504	4
Total (IEP + 504)	10
English Learners	12
Economically Disadvantaged	13
Male	19
Female	19



## Jammin Poetry Slam Camp

### Content Area(s)

- **ACADEMICS**

### Student Identification Process

Participation was open to any interested student for this summer camp; however, when selecting students who were economically disadvantaged were provided 50% of the available slots.

### Format

In person (all participants and instructors in person in same physical space).

### Provisions

Transportation was not provided.

Food was provided for in person participants.

### Results

- Pre-test: 67%
- Post-test: 84%
- Increase: 17%

**Description:** Students will have the opportunity to write and present their poetry through the spoken word known as the Poetry Slam. Imagery, details, rhythms and rhymes to beats and music to bring in the vibe to the written word. No matter the level of writing or thinking, students will learn the methods of poetry and how to use beats and music to make their poetry SLAM! The two week session will end in our very own SREIL Poetry Jam Slam presentation.

**Goals:** Enrichment or teaching of skills or content that are not part of the required content, advanced beyond a student's grade-level or elective.

### Details:

**Number of Times Offered:** 2

**Frequency:** 1 week

**Number of Sessions:** 2

**Number of Hours Per Offering:** 14.5

**Camp/Program's Total Hours:** 29

**Target Grade Intended:** 5<sup>th</sup> to 8<sup>th</sup>


**Number of Available Seats:** 20

**Number of Students in Attendance:** 15

### Enrollment:

Student Group	Enrolled
American Indian/Alaskan Native	0
Asian	2
Black/African American	5
Hispanic/Latino	0
Two or more races	1
Pacific Islander	0
White	9
Students with Disabilities (IEP only)	2
504	7
Total (IEP + 504)	9
English Learners	1
Economically Disadvantaged	3
Male	10
Female	5





## K - 2 Launch

### Content Area(s)

- **ACADEMICS**
- **ARTS**

### Student Identification Process

Participation was open to any interested student for this summer camp; however, when selecting students who were economically disadvantaged were provided 50% of the available slots.

### Format

In person (all participants and instructors in person in same physical space).

### Provisions

Transportation was provided for in person participants.

Food was provided for in person participants.

### Results

Kindergarten		1st		2nd	
Pre	Post	Pre	Post	Pre	Post
86.42%	93.46%	63.06%	75.72%	69.45%	81.53%
7.04% Increase		12.46% Increase		12.08% Increase	

**Description:** Summer Launch is a summer program for our rising kindergarten to 2nd-grade students. During this 2-week program, students will have an opportunity to get a jumpstart on the school year. Students will engage in reading and math as well as have opportunities to engage in hands-on experiences through centers and cultural arts.

**Goals:** Summer bridge or transition programs, for students who are transitioning between school levels

### Details:

**Number of Times Offered:** 20

**Frequency:** 2 weeks

**Number of Sessions:** 20

**Number of Hours Per Offering:** 44

**Camp/Program's Total Hours:** 880

**Target Grade Intended:** Pre K to 2<sup>nd</sup>


**Number of Available Seats:** 950

**Number of Students in Attendance:** 944

### Enrollment:

Student Group	Enrolled
American Indian/Alaskan Native	19
Asian	27
Black/African American	343
Hispanic/Latino	371
Two or more races	413
Pacific Islander	3
White	602
Students with Disabilities (IEP only)	140
504	17
Total (IEP + 504)	157
English Learners	360
Economically Disadvantaged	752
Male	455
Female	489





## Leaders in STEM Camp

### Content Area(s)

- LEADERSHIP
- SERVICE
- SOCIAL

### Student Identification Process

Participation was open to any interested student enrolled in a STEM program.

### Format

In person (all participants and instructors in person in same physical space).

### Provisions

Transportation was not provided.

Food was provided for in person participants.

### Results

The students in this camp were given a pre/post assessment. Questions 1, 2 and 3 had correct and incorrect solutions. The students improved on these questions by a 50% increase. Student could identify 2 negative effects of litter, name 3 self-awareness skills, and calculate the cost of certain items for an even. Questions 3, 5, and 6 asked the students interpersonal skills about leadership, confidence and skills for the future in stem careers. Overall, students showed more interest and confidence in their ability to lead others. These results were based on a Likert scale of 1-5.

**Description:** The Youth Empowerment Summer Camp is a two-week camp that takes students on a self-growth leadership journey to develop their social, emotional, cognitive, and 21st century skills. While on this journey, students explore what it means to be a leader and exemplify such leadership, and explore and participate in STEM-related activities. Students will also explore the workforce by participating in STEM-related field trips to local businesses and to nonprofits where they will gain hands-on experiences learning about jobs, the skills needed to be an exceptional employee, and how organizations work together to serve the needs of the community.

**Goals:** Enrichment or teaching of skills or content that are not part of the required content, advanced beyond a student's grade-level or elective.

### Details:

**Number of Times Offered:** 2

**Frequency:** 2 weeks

**Number of Sessions:** 2

**Number of Hours Per Offering:** 68

**Camp/Program's Total Hours:** 136

**Target Grade Intended:** 2<sup>nd</sup> to 8<sup>th</sup>


**Number of Available Seats:** 60

**Number of Students in Attendance:** 60

### Enrollment:

Student Group	Enrolled
American Indian/Alaskan Native	0
Asian	6
Black/African American	36
Hispanic/Latino	8
Two or more races	16
Pacific Islander	0
White	26
Students with Disabilities (IEP only)	10
504	6
Total (IEP + 504)	16
English Learners	4
Economically Disadvantaged	23
Male	31
Female	29





## Learn Locally, Think Globally

### Content Area(s)

- **ACADEMICS**
- **ARTS**
- **CULTURE**

### Student Identification Process

Participation was open to any interested student for this summer camp; however, when selecting students who were economically disadvantaged were provided 50% of the available slots.

### Format

In person (all participants and instructors in person in same physical space).

### Provisions

Transportation was not provided.

Food was provided for in person participants.

### Results

- Pre-test: 40%
- Post-test: 100%
- Increase: 60%

**Description:** IB MYP students will engage in a variety of themed mini sessions over the two weeks including but not limited to "Live, Learn, and Love Languages" sessions which will give students the opportunity to engage in 2-3 different languages and the "Design Challenge" - a STEM focused session.

**Goals:** Enrichment or teaching of skills or content that are not part of the required content, advanced beyond a student's grade-level or elective.

### Details:

**Number of Times Offered:** 2

**Frequency:** 2 weeks

**Number of Sessions:** 2

**Number of Hours Per Offering:** 58

**Camp/Program's Total Hours:** 116

**Target Grade Intended:** 5<sup>th</sup> to 12<sup>th</sup>

**Number of Available Seats:** 50

**Number of Students in Attendance:** 42

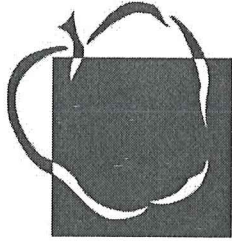
### Enrollment:

#### Student Group

American Indian/Alaskan Native  
Asian  
Black/African American  
Hispanic/Latino  
Two or more races  
Pacific Islander  
White  
Students with Disabilities (IEP only)  
504  
Total (IEP + 504)  
English Learners  
Economically Disadvantaged  
Male  
Female

#### Enrolled

1  
4  
13  
8  
11  
2  
27  
4  
6  
10  
6  
12  
18  
24



## MacArthur Summer Bridge

### Content Area(s)

- ARTS
- CULTURE
- SCIENCE

### Student Identification Process

Participation was open to any interested student attending MacArthur Middle School.

### Format

In person (all participants and instructors in person in same physical space).

### Provisions

Transportation was not provided.

Food was provided for in person participants.

### Results

- Pre-test: 47.5%
- Post-test: 73.60%
- Increase: 26.10%

**Description:** This program is a chance for your child to familiarize themselves with their new/returning middle school environment, meet/learn from the staff of MacArthur, and participate in a wide variety of engaging activities.

**Goals:** Enrichment or teaching of skills or content that are not part of the required content, advanced beyond a student's grade-level or elective.

### Details:

**Number of Times Offered:** 1

**Frequency:** 1 week

**Number of Sessions:** 1

**Number of Hours Per Offering:** 31

**Camp/Program's Total Hours:** 31

**Target Grade Intended:** 5<sup>th</sup> to 8<sup>th</sup>

**Number of Available Seats:** 30

**Number of Students in Attendance:** 27

### Enrollment:

#### Student Group

American Indian/Alaskan Native  
Asian  
Black/African American  
Hispanic/Latino  
Two or more races  
Pacific Islander  
White  
Students with Disabilities (IEP only)  
504  
Total (IEP + 504)  
English Learners  
Economically Disadvantaged  
Male  
Female

#### Enrolled

0  
1  
19  
2  
4  
0  
9  
5  
3  
8  
3  
8  
8  
19





## MD Hall Creative Art Summer Camp

### Content Area(s)

- ARTS

### Student Identification Process

Participation was open to any interested student for this summer camp; however, when selecting students who were economically disadvantaged were provided 50% of the available slots.

### Format

In person (all participants and instructors in person in same physical space).

### Provisions

Transportation was provided for in person.

Food was provided for in person participants.

### Results

Students were engaged and felt relaxed as well as safe to express their artistic talent. Students were able to interact with other students as well as our teaching artists and collaborated well on different art projects. They completed yoga, music theory and art with resin. They learned to write music and expression their feeling through music theory and appreciate other communities

**Description:** Exploring Community through the Arts: Students will use visual arts, music and movement to explore their community around them while learning about creative ways to use their artistic voice.

**Goals:** Enrichment or teaching of skills or content that are not part of the required content, advanced beyond a student's grade-level or elective.

### Details:

**Number of Times Offered:** 6

**Frequency:** 1 week

**Number of Sessions:** 6

**Number of Hours Per Offering:** 18

**Camp/Program's Total Hours:** 108

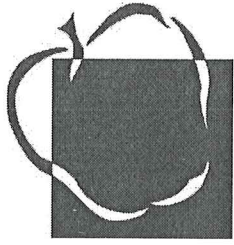
**Target Grade Intended:** 2<sup>nd</sup> to 5<sup>th</sup>

**Number of Available Seats:** 120

**Number of Students in Attendance:** 117

### Enrollment:

Student Group	Enrolled
American Indian/Alaskan Native	0
Asian	6
Black/African American	29
Hispanic/Latino	25
Two or more races	29
Pacific Islander	0
White	74
Students with Disabilities (IEP only)	16
504	10
Total (IEP + 504)	26
English Learners	21
Economically Disadvantaged	38
Male	32
Female	85



# Math Boost Camp A

## Content Area(s)

- **ACADEMICS**
- **MATH**

## Student Identification Process

Participation was open to any interested student for this summer camp; however, when selecting students who were economically disadvantaged were provided 50% of the available slots.

## Format

In person (all participants and instructors in person in same physical space).

## Provisions

Transportation was provided for in person participants.

Food was provided for in person participants.

## Results

- Pre-test: 50%
- Post-test: 69%
- Increase: 19%

**Description:** Are your math skills where they should be for you to be successful in your next math course? Are you sure? Join us at Math Boost Camp! We will explore those math concepts we know you will need to be successful this fall so you can be a powerful math learner! Conquer your misconceptions, learn how to succeed, and develop strategies to approach math confidently and effectively. The skills, understanding, and thinking you need for your fall math course will be reviewed through positive and fun discovery.

**Goals:** Summer bridge or transition programs, for students who are transitioning between school levels

## Details:

**Number of Times Offered:** 8

**Frequency:** 2 weeks

**Number of Sessions:** 8

**Number of Hours Per Offering:** 29.16

**Camp/Program's Total Hours:** 233.25

**Target Grade Intended:** 8<sup>th</sup> to 11<sup>th</sup>


**Number of Available Seats:** 70

**Number of Students in Attendance:** 67

## Enrollment:

Student Group	Enrolled
American Indian/Alaskan Native	0
Asian	11
Black/African American	37
Hispanic/Latino	9
Two or more races	17
Pacific Islander	0
White	29
Students with Disabilities (IEP only)	7
504	10
Total (IEP + 504)	17
English Learners	7
Economically Disadvantaged	14
Male	39
Female	28





## Math Boost Camp B

### Content Area(s)

- **ACADEMICS**
- **MATH**

### Student Identification Process

Participation was open to any interested student for this summer camp; however, when selecting students who were economically disadvantaged were provided 50% of the available slots.

### Format

In person (all participants and instructors in person in same physical space).

### Provisions

Transportation was provided for in person participants.

Food was provided for in person participants.

### Results

- Pre-test: 50%
- Post-test: 69%
- Increase: 19%

**Description:** Are your math skills where they should be for you to be successful in your next math course? Are you sure? Join us at Math Boost Camp! We will explore those math concepts we know you will need to be successful this fall so you can be a powerful math learner! Conquer your misconceptions, learn how to succeed, and develop strategies to approach math confidently and effectively. The skills, understanding, and thinking you need for your fall math course will be reviewed through positive and fun discovery.

**Goals:** Summer bridge or transition programs, for students who are transitioning between school levels

### Details:

**Number of Times Offered:** 2

**Frequency:** 1 week

**Number of Sessions:** 2

**Number of Hours Per Offering:** 12

**Camp/Program's Total Hours:** 24


**Target Grade Intended:** 8<sup>th</sup> to 11<sup>th</sup>

**Number of Available Seats:** 10

**Number of Students in Attendance:** 8

### Enrollment:

Student Group	Enrolled
American Indian/Alaskan Native	0
Asian	0
Black/African American	2
Hispanic/Latino	1
Two or more races	2
Pacific Islander	0
White	7
Students with Disabilities (IEP only)	3
504	3
Total (IEP + 504)	6
English Learners	1
Economically Disadvantaged	1
Male	5
Female	3



## Middle School Math Bridge

### Content Area(s)

- **ACADEMICS**
- **MATH**

### Student Identification Process

Participation was open to any student in Math 5, 6 or 7 that earned a "C" or higher during the school year and wanted to accelerate on to the accelerated math pathway in the fall of 2022.

### Format

In person (all participants and instructors in person in same physical space).

### Provisions

Transportation was provided for in person participants.

Food was provided for in person participants.

### Results

Course	Pre-Test Avg	Post-Test Avg
Bridge to Math 6/7	54%	74%
Bridge to Math 7/8	32%	75%
Bridge to Algebra I	32%	75%

**Description:** This Math Bridge Program is designed for students currently enrolled in Math 5, Math 6, or Math 7 who have excelled and have the potential to move into the accelerated course pathway in the subsequent school year.

**Goals:** Summer bridge or transition programs, for students who are transitioning between school levels.

### Details:

**Number of Times Offered:** 19

**Frequency:** 4 weeks

**Number of Sessions:** 19

**Number of Hours Per Offering:** 66.90

**Camp/Program's Total Hours:** 1271.25

**Target Grade Intended:** 5<sup>th</sup> to 7<sup>th</sup>


**Number of Available Seats:** 300

**Number of Students in Attendance:** 284

### Enrollment:

Student Group	Enrolled
American Indian/Alaskan Native	7
Asian	18
Black/African American	90
Hispanic/Latino	37
Two or more races	49
Pacific Islander	3
White	181
Students with Disabilities (IEP only)	23
504	19
Total (IEP + 504)	42
English Learners	34
Economically Disadvantaged	88
Male	128
Female	156





## Middle School STEM Summer Bridge

### Content Area(s)

- **ACADEMICS**
- **MATH**
- **SCIENCE**

### Student Identification Process

Participation was open to any interested student enrolled in a STEM program.

### Format

In person (all participants and instructors in person in same physical space).

### Provisions

Transportation was provided for in person participants.

Food was provided for in person participants.

### Results

- Pre-test: 4.29%
- Post-test: 12.31%
- Increase: 8.02%

**Description:** STEM Magnet Program students are required to complete a summer experience each summer grounded in one or more of our STEM Values: Empathy & Mindfulness, Making & Changemaking, Design & Systems Thinking, Radical Curiosity & Revolutionary Imagination, Passionate about Play, and Ethics & Integrity. These programs provide STEM students an opportunity to refine such 21st century skills as critical thinking, communication, creativity, problem-solving, perseverance, collaboration, and information & technological literacy. Students are also afforded the opportunity to build meaningful relationships with their STEM teachers and fellow STEM students.

**Goals:** Enrichment or teaching of skills or content that are not part of the required content, advanced beyond a student's grade-level or elective.

### Details:

**Number of Times Offered:** 9

**Frequency:** 1 week

**Number of Sessions:** 9

**Number of Hours Per Offering:** 28.42

**Camp/Program's Total Hours:** 255.75

**Target Grade Intended:** 5<sup>th</sup> to 8<sup>th</sup>

**Number of Available Seats:** 900

**Number of Students in Attendance:** 810

### Enrollment:

Student Group	Enrolled
American Indian/Alaskan Native	14
Asian	89
Black/African American	244
Hispanic/Latino	82
Two or more races	146
Pacific Islander	18
White	521
Students with Disabilities (IEP only)	63
504	73
Total (IEP + 504)	136
English Learners	131
Economically Disadvantaged	186
Male	478
Female	332



## Music Camp at North Bay

### Content Area(s)

- ARTS
- SOCIAL
- OUTDOORS

### Student Identification Process

Participation was open to any interested student for this summer camp; however, when selecting students who were economically disadvantaged were provided 50% of the available slots.

### Format

In person (all participants and instructors in person in same physical space).

### Provisions

Transportation was provided for in person participants.

Food was provided for in person participants.

### Results

- Pre-test: 50%
- Post-test: 90%
- Increase: 40%

**Description:** This camp is an immersive overnight experience located at North Bay in scenic Northeast, MD.

**Goals:** Enrichment or teaching of skills or content that are not part of the required content, advanced beyond a student's grade-level or elective.

### Details:

**Number of Times Offered:** 6

**Frequency:** 1 week

**Number of Sessions:** 6

**Number of Hours Per Offering:** 48

**Camp/Program's Total Hours:** 288

**Target Grade Intended:** 5<sup>th</sup> to 12<sup>th</sup>


**Number of Available Seats:** 192

**Number of Students in Attendance:** 192

### Enrollment:

Student Group	Enrolled
American Indian/Alaskan Native	6
Asian	35
Black/African American	27
Hispanic/Latino	26
Two or more races	45
Pacific Islander	2
White	148
Students with Disabilities (IEP only)	10
504	26
Total (IEP + 504)	36
English Learners	16
Economically Disadvantaged	21
Male	81
Female	111





## Music Mania Camp

### Content Area(s)

- ARTS
- SOCIAL

### Student Identification Process

Participation was open to any interested student for this summer camp; however, when selecting students who were economically disadvantaged were provided 50% of the available slots.

### Format

In person (all participants and instructors in person in same physical space).

### Provisions

Transportation was provided for in person participants.

Food was provided for in person participants.

### Results

- Pre-test: 13%
- Post-test: 23%
- Increase: 10%

**Description:** Students will have the opportunity to select from a variety of age appropriate music options. Sessions may include options such as Chorus, Strings, Band, Ukulele, Orff Instrument ensembles, Handbells, and Bucket Bands.

**Goals:** Enrichment or teaching of skills or content that are not part of the required content, advanced beyond a student's grade-level or elective.

### Details:

**Number of Times Offered:** 2

**Frequency:** 1 week

**Number of Sessions:** 2

**Number of Hours Per Offering:** 29.5

**Camp/Program's Total Hours:** 59

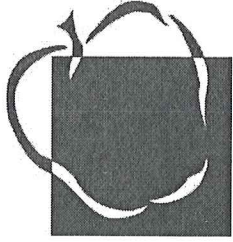
**Target Grade Intended:** 2<sup>nd</sup> to 5<sup>th</sup>

**Number of Available Seats:** 120

**Number of Students in Attendance:** 123

### Enrollment:

Student Group	Enrolled
American Indian/Alaskan Native	3
Asian	19
Black/African American	55
Hispanic/Latino	12
Two or more races	5
Pacific Islander	0
White	50
Students with Disabilities (IEP only)	7
504	5
Total (IEP + 504)	12
English Learners	10
Economically Disadvantaged	17
Male	61
Female	62



## Newcomer English Language Development Camp

### Content Area(s)

- **ACADEMICS**
- **SOCIAL**

### Student Identification Process

Participation was open to any student identified as a "Newcomer" and English was their second language.

### Format

In person (all participants and instructors in person in same physical space).

### Provisions

Transportation was provided for in person participants.

Food was provided for in person participants.

### Results

- Pre-test: 49%
- Post-test: 77%
- Increase: 28%

**Description:** This camp builds academic content knowledge and skills for listening, speaking, reading, and writing in English. Designed for students who have enrolled in US Schools after April 15, 2021, this camp builds student efficacy and prepares for the transition to middle schools.

**Goals:** English language instruction and/ or language skills for students who are English learners.

### Details:

**Number of Times Offered:** 1

**Frequency:** 4 weeks

**Number of Sessions:** 1

**Number of Hours Per Offering:** 9

**Camp/Program's Total Hours:** 9

**Target Grade Intended:** 5<sup>th</sup> to 7<sup>th</sup>


**Number of Available Seats:** 25

**Number of Students in Attendance:** 13

### Enrollment:

Student Group	Enrolled
American Indian/Alaskan Native	0
Asian	2
Black/African American	2
Hispanic/Latino	9
Two or more races	9
Pacific Islander	0
White	9
Students with Disabilities (IEP only)	1
504	0
Total (IEP + 504)	1
English Learners	13
Economically Disadvantaged	12
Male	11
Female	2





## Northeast Middle Math Camp

### Content Area(s)

- **ACADEMICS**
- **MATH**

### Student Identification Process

Participation was open to any interested student attending Northeast Middle School.

### Format

In person (all participants and instructors in person in same physical space).

### Provisions

Transportation was provided for in person participants.

Food was provided for in person participants.

### Results

- Pre-test: 25%
- Post-test: 50%
- Increase: 25%

**Description:** Designed for students who attend Northeast Middle School. Students will engage in math application and growth mindset activities to increase enthusiasm around being a mathematician.

**Goals:** Remediation or reteaching of missed or missing grade-level content, for students who are identified as behind on grade-level content.

### Details:

**Number of Times Offered:** 1

**Frequency:** 2 weeks

**Number of Sessions:** 1

**Number of Hours Per Offering:** 28

**Camp/Program's Total Hours:** 28


**Target Grade Intended:** 5<sup>th</sup> to 8<sup>th</sup>

**Number of Available Seats:** 20

**Number of Students in Attendance:** 4

### Enrollment:

Student Group	Enrolled
American Indian/Alaskan Native	1
Asian	0
Black/African American	3
Hispanic/Latino	1
Two or more races	1
Pacific Islander	0
White	0
Students with Disabilities (IEP only)	2
504	0
Total (IEP + 504)	2
English Learners	1
Economically Disadvantaged	4
Male	2
Female	2



# Novel Engineering Reading and Science Unites Camp

## Content Area(s)

- **ACADEMICS**
- **MATH**
- **SCIENCE**

## Student Identification Process

Participation was open to any interested student for this summer camp; however, when selecting students who were economically disadvantaged were provided 50% of the available slots.

## Format

In person (all participants and instructors in person in same physical space).

## Provisions

Transportation was provided for in person participants.

Food was provided for in person participants.

## Results

- Pre-test: 83%
- Post-test: 94%
- Increase: 11%

**Description:** Students are welcomed to take a journey into both Reading and Science in an innovative way! Students will read, navigate, and discover a challenge in the novel, then use STEM engineering to create realistic solutions to the novel's challenge. As students read the novel, they will use their inquiry skills to enhance their solution and then utilize their speaking and listening skills with a Novel Engineering presentation of their cool project-based solution to the novel's challenge.

**Goals:** Enrichment or teaching of skills or content that are not part of the required content, advanced beyond a student's grade-level or elective.

## Details:

**Number of Times Offered:** 1

**Frequency:** 3 weeks

**Number of Sessions:** 1

**Number of Hours Per Offering:** 12

**Camp/Program's Total Hours:** 12

**Target Grade Intended:** 6<sup>th</sup> & 7<sup>th</sup>


**Number of Available Seats:** 20

**Number of Students in Attendance:** 11

## Enrollment:

Student Group	Enrolled
American Indian/Alaskan Native	0
Asian	6
Black/African American	2
Hispanic/Latino	0
Two or more races	2
Pacific Islander	0
White	5
Students with Disabilities (IEP only)	0
504	0
Total (IEP + 504)	0
English Learners	2
Economically Disadvantaged	2
Male	8
Female	3





## Plant-Based Baking A

### Content Area(s)

- **CULTURE**
- **COOKING**

### Student Identification Process

Participation was open to any interested student for this summer camp; however, when selecting students who were economically disadvantaged were provided 50% of the available slots.

### Format

In person (all participants and instructors in person in same physical space).

### Provisions

Transportation was provided for in person participants.

Food was provided for in person participants.

### Results

- Pre-test: 38%
- Post-test: 100%
- Increase: 62%

**Description:** Plant-based foods and restaurants are booming in America. Ever wanted to learn new and creative ways of creating your favorite foods but with a healthy twist? Look no further. This offering will give you the basics you need to build a healthy, delicious repertoire of plant-based meals and desserts that will wow any omnivores and herbivores alike. High schoolers with some knowledge/experience in the kitchen would probably fare best in this course. Students will learn the basics of plant-based eating and cooking and be able to transform standard recipes into plant-based versions.

**Goals:** Enrichment or teaching of skills or content that are not part of the required content, advanced beyond a student's grade-level or elective.

### Details:

**Number of Times Offered:** 2

**Frequency:** 2 weeks

**Number of Sessions:** 2

**Number of Hours Per Offering:** 25.37

**Camp/Program's Total Hours:** 50.75


**Target Grade Intended:** 5th TO 12<sup>th</sup>

**Number of Available Seats:** 10

**Number of Students in Attendance:** 5

### Enrollment:

Student Group	Enrolled
American Indian/Alaskan Native	0
Asian	0
Black/African American	1
Hispanic/Latino	3
Two or more races	3
Pacific Islander	0
White	4
Students with Disabilities (IEP only)	0
504	0
Total (IEP + 504)	0
English Learners	3
Economically Disadvantaged	3
Male	3
Female	2



## Plant-Based Baking B

### Content Area(s)

- **CULTURE**
- **COOKING**

### Student Identification Process

Participation was open to any interested student for this summer camp; however, when selecting students who were economically disadvantaged were provided 50% of the available slots.

### Format

In person (all participants and instructors in person in same physical space).

### Provisions

Transportation was provided for in person participants.

Food was provided for in person participants.

### Results

- Pre-test: 38%
- Post-test: 100%
- Increase: 62%

**Description:** Plant-based foods and restaurants are booming in America. Ever wanted to learn new and creative ways of creating your favorite foods but with a healthy twist? Look no further. This offering will give you the basics you need to build a healthy, delicious repertoire of plant-based meals and desserts that will wow any omnivores and herbivores alike. High schoolers with some knowledge/experience in the kitchen would probably fare best in this course. Students will learn the basics of plant-based eating and cooking and be able to transform standard recipes into plant-based versions.

**Goals:** Enrichment or teaching of skills or content that are not part of the required content, advanced beyond a student's grade-level or elective.

### Details:

**Number of Times Offered:** 1

**Frequency:** 1 week

**Number of Sessions:** 1

**Number of Hours Per Offering:** 31

**Camp/Program's Total Hours:** 31

**Target Grade Intended:** 5<sup>th</sup> to 12<sup>th</sup>


**Number of Available Seats:** 15

**Number of Students in Attendance:** 5

### Enrollment:

Student Group	Enrolled
American Indian/Alaskan Native	0
Asian	1
Black/African American	1
Hispanic/Latino	1
Two or more races	2
Pacific Islander	1
White	4
Students with Disabilities (IEP only)	1
504	0
Total (IEP + 504)	1
English Learners	1
Economically Disadvantaged	1
Male	2
Female	3





## Prekindergarten 4 Summer Camp

### Content Area(s)

- **ACADEMICS**
- **SOCIAL**

### Student Identification Process

Participation was open to any interested student for this summer camp; however, when selecting students who were economically disadvantaged were provided 50% of the available slots.

### Format

In person (all participants and instructors in person in same physical space).

### Provisions

Transportation was provided for in person participants.

Food was provided for in person participants.

### Results

- Pre-test: 67.69%
- Post-test: 77.98%
- Increase: 10.29%

**Description:** This camp is designed for current prekindergarten students getting ready for kindergarten. This all-day camp will include indoor and outdoor play to enhance social skills. The academic learning will include social emotional wellness, math, and literacy.

**Goals:** Summer bridge or transition programs, for students who are transitioning between school levels.

### Details:

**Number of Times Offered:** 5

**Frequency:** 4 weeks

**Number of Sessions:** 5

**Number of Hours Per Offering:** 52.14

**Camp/Program's Total Hours:** 260.75


**Target Grade Intended:** Pre K

**Number of Available Seats:** 75

**Number of Students in Attendance:** 62

### Enrollment:

Student Group	Enrolled
American Indian/Alaskan Native	2
Asian	7
Black/African American	27
Hispanic/Latino	14
Two or more races	17
Pacific Islander	0
White	31
Students with Disabilities (IEP only)	13
504	0
Total (IEP + 504)	13
English Learners	7
Economically Disadvantaged	35
Male	32
Female	30



## SAT Prep Camp

### Content Area(s)

- **ACADEMICS**

### Student Identification Process

Participants are students who have completed Algebra 2 and English 10 to provide the opportunity to build on skills and strategies learned in previous years to better prepare them for success when they take the SAT.

### Format

In person (all participants and instructors in person in same physical space).

### Provisions

Transportation was not provided.

Food was provided for in person participants.

### Results

- Pre-test: 33%
- Post-test: 39%
- Increase: 6%

**Description:** Are you planning on taking the SAT on the August 27 SAT date or this fall? Want to build your skills, test taking strategies and confidence? We will focus on various strategies to help students navigate and prepare for the mathematics, reading and writing sections of the SAT. (Note: half the camp is English preparation, the other half is Math preparation)

**Goals:** Remediation or reteaching of missed or missing grade-level content, for students who are identified as behind on grade-level content.

### Details:

**Number of Times Offered:** 2

**Frequency:** 2 weeks

**Number of Sessions:** 2

**Number of Hours Per Offering:** 31.87

**Camp/Program's Total Hours:** 63.75

**Target Grade Intended:** 9<sup>th</sup> to 11<sup>th</sup>

**Number of Available Seats:** 40

**Number of Students in Attendance:** 33

### Enrollment:

#### Student Group

American Indian/Alaskan Native  
Asian  
Black/African American  
Hispanic/Latino  
Two or more races  
Pacific Islander  
White  
Students with Disabilities (IEP only)  
504  
Total (IEP + 504)  
English Learners  
Economically Disadvantaged  
Male  
Female

#### Enrolled

1  
5  
14  
3  
5  
0  
16  
2  
2  
4  
5  
8  
14  
19





## Second Space Visual Arts Camp

### Content Area(s)

- **ACADEMICS**
- **ARTS**
- **CULTURE**

### Student Identification Process

Participation was open to students who were identified as Gifted and Talented in Visual Arts.

### Format

In person (all participants and instructors in person in same physical space).

### Provisions

Transportation was not provided.

Food was not provided.

### Results

- Pre-test: 62%
- Post-test: 85%
- Increase: 23%

**Description:** This is your chance to push yourself further as a visual artist. You will engage in daily art prompts that allow you to explore the visual arts with like-minded students and instructors. The summer sessions are focused on drawing on location with an eye on nature, architecture, and the figure. Journaling will also be emphasized daily as we develop and experiment with a wide array of skills and techniques. Students who are interested in participating in this camp will need to arrange their own transportation. Additionally, students will need to pack a lunch and water each day as the camp will be outdoors and bring a pencil and sketchbook.

**Goals:** Enrichment or teaching of skills or content that are not part of the required content, advanced beyond a student's grade-level, or elective.

### Details:

**Number of Times Offered:** 1

**Frequency:** 1 week

**Number of Sessions:** 1

**Number of Hours Per Offering:** 26

**Camp/Program's Total Hours:** 26

**Target Grade Intended:** 5<sup>th</sup> to 11<sup>th</sup>

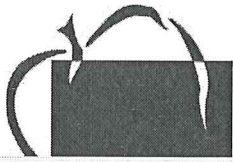
**Number of Available Seats:** 25

**Number of Students in Attendance:** 20

### Enrollment:

Student Group	Enrolled
American Indian/Alaskan Native	0
Asian	6
Black/African American	3
Hispanic/Latino	2
Two or more races	3
Pacific Islander	0
White	12
Students with Disabilities (IEP only)	1
504	3
Total (IEP + 504)	4
English Learners	7
Economically Disadvantaged	6
Male	4
Female	16





# Secondary Summer School

## Content Area(S)

- English Language Arts
- Mathematics
- Social Emotional Learning

## Student Identification Process

- Participation was open to any student who failed a course.

## Format

- Virtual (no participants in person). Synchronous (all participants were online at the same time, and at the same time as the instructor).

## Provisions

- Transportation wasnot provided.
- Food was not provided.

## Grades "Results"

A	933
B	916
C	728
D	367
E	186
TOTAL	3130

**Description:** The secondary summer school offers students a limited number of secondary courses and provides students the opportunity to make up work in which they were unsuccessful, improve grade averages in sequential subjects, and earn credits to meet high school graduation requirements. Each course is highly concentrated and reviews the course content to meet AACPS course standards. Assignment to Secondary Summer School will be determined by the student's home school.

## Goals

(1) Remediation or reteaching of missed or missing grade-level content, for students who are identified as behind on grade-level content.

## Details

Number of Times Offered: **1**

Frequency: **6 weeks** Number of

Sessions: **24**

Number of Hours Per Offering: **5**

Camp/Program's Total Hours: **120**

Target Grade Intended: **Grades 6 - 12**

Number of Available Seats: **6115**

(as of 20220617 Summer School campus schedules)

Number of Students in Attendance: **1895**

(2147 enrolled in Summer School as of Day 1)

Number of Classes Taken: 3070


(based on students who completed Summer School)

Number of Students withdrawn from Summer School throughout Summer School: 252

## Enrollment:

Student Group	Enrolled
American Indian/Alaskan Native	8
Asian	21
Black/African American	958
Hispanic/Latino	586
Two or more races	107
Pacific Islander	5
White	604
Students with Disabilities (IEP only)	239
504	265
Total (IEP + 504)	504
English Learners	237
Economically Disadvantaged (farms students only)	1239
Male	1069
Female	824
Non-Binary	2





## Signature Program at Chesapeake HS Camp

**Description:** Experience the opportunity to learn about Chesapeake HS classes, clubs and culture prior to the first day of 9th grade.

**Goals:** Enrichment or teaching of skills or content that are not part of the required content, advanced beyond a student's grade-level or elective.

**Details:**

**Number of Times Offered:** 1

**Frequency:** 2 weeks

**Number of Sessions:** 1

**Number of Hours Per Offering:** 26

**Camp/Program's Total Hours:** 26

**Target Grade Intended:** 8<sup>th</sup> & 9<sup>th</sup>

**Number of Available Seats:** 40

**Number of Students in Attendance:** 23

**Enrollment:**

Student Group	Enrolled
American Indian/Alaskan Native	0
Asian	1
Black/African American	2
Hispanic/Latino	2
Two or more races	2
Pacific Islander	0
White	22
Students with Disabilities (IEP only)	5
504	1
Total (IEP + 504)	6
English Learners	0
Economically Disadvantaged	5
Male	10
Female	13

### Content Area(s)

- LEADERSHIP
- SERVICE
- SOCIAL

### Student Identification Process

Participation was open to any interested student for this summer camp; however, when selecting students who were economically disadvantaged were provided 50% of the available slots.

### Format

In person (all participants and instructors in person in same physical space).

### Provisions

Transportation was not provided.

Food was provided for in person participants.

### Results

- Pre-test: 100%
- Post-test: 95%
- Decrease: 5%

## Spanish Immersion: Exploring Nature Through Macro Photography

### Content Area(s)

- ARTS
- WORLD LANGUAGES

### Student Identification Process

Participation was open to Interested High School students in advanced level Spanish that were interested in photography.

### Format

In person (all participants and instructors in person in same physical space).

### Provisions

Transportation was not provided.

Food was provided for in person participants.

### Results

- Pre-test: 46%
- Post-test: 98%
- Increase: 52%

**Description:** This three day all Spanish (non-English speaking) immersive experience is for High School students with advance Spanish level of understanding (Spanish 2, 3, 4). Come explore the hidden natural world using macro photography in a relaxed atmosphere while learning about compositional elements. Students will create a photobook of their best images. Please note: All information will be taught in Spanish.

**Goals:** Enrichment or teaching of skills or content that are not part of the required content, advanced beyond a student's grade-level or elective.

### Details:

**Number of Times Offered:** 1

**Frequency:** 1 week

**Number of Sessions:** 1

**Number of Hours Per Offering:** 26

**Camp/Program's Total Hours:** 26

**Target Grade Intended:** 8<sup>th</sup> to 11<sup>th</sup>

**Number of Available Seats:** 16

**Number of Students in Attendance:** 11

### Enrollment:

Student Group	Enrolled
American Indian/Alaskan Native	0
Asian	0
Black/African American	4
Hispanic/Latino	8
Two or more races	8
Pacific Islander	0
White	7
Students with Disabilities (IEP only)	0
504	1
Total (IEP + 504)	1
English Learners	7
Economically Disadvantaged	4
Male	7
Female	4





## Spice Up your Language Skills Camp A

### Content Area(s)

- **ACADEMICS**
- **WORLD LANGUAGES**

### Student Identification Process

Participation was open to any interested student who was already enrolled in a Language course.

### Format

In person (all participants and instructors in person in same physical space).

### Provisions

Transportation was provided for in person participants.

Food was provided for in person participants.

### Results

- Pre-test: 65%
- Post-test: 100%
- Increase: 35%

**Description:** Do you need to practice your language skills a little more before going onto the next level? Try Spice It Up! Enrich what you already know through practicing in real-life situations and project based learning. The program focuses on language, culture, and virtually traveling to other countries. You will take a tour of the country of your choice and use language to handle daily situations. You will also create your own learning by digging deeper about a topic you want to learn more about in the country of your choice based on your language.

**Goals:** Enrichment or teaching of skills or content that are not part of the required content, advanced beyond a student's grade-level or elective.

### Details:

**Number of Times Offered:** 3

**Frequency:** 2 weeks

**Number of Sessions:** 3

**Number of Hours Per Offering:** 25.67

**Camp/Program's Total Hours:** 77


**Target Grade Intended:** 6<sup>th</sup> to 12<sup>th</sup>

**Number of Available Seats:** 15

**Number of Students in Attendance:** 11

### Enrollment:

Student Group	Enrolled
American Indian/Alaskan Native	0
Asian	3
Black/African American	4
Hispanic/Latino	3
Two or more races	4
Pacific Islander	0
White	5
Students with Disabilities (IEP only)	1
504	2
Total (IEP + 504)	3
English Learners	1
Economically Disadvantaged	4
Male	3
Female	8



## Spice Up your Language Skills Camp B

### Content Area(s)

- **ACADEMICS**
- **WORLD LANGUAGES**

### Student Identification Process

Participation was open to any interested student who was already enrolled in a Language course.

### Format

In person (all participants and instructors in person in same physical space)

### Provisions

Transportation was provided for in person participants.

Food was provided for in person participants.

### Results

- Pre-test: 14%
- Post-test: 14%
- No Increase or Decrease

**Description:** Do you need to practice your language skills a little more before going onto the next level? Try Spice It Up! Enrich what you already know through practicing in real-life situations and project based learning. The program focuses on language, culture, and virtually traveling to other countries. You will take a tour of the country of your choice and use language to handle daily situations. You will also create your own learning by digging deeper about a topic you want to learn more about in the country of your choice based on your language.

**Goals:** Enrichment or teaching of skills or content that are not part of the required content, advanced beyond a student's grade-level or elective.

### Details:

**Number of Times Offered:** 3

**Frequency:** 1 week

**Number of Sessions:** 3

**Number of Hours Per Offering:** 13.33

**Camp/Program's Total Hours:** 40

**Target Grade Intended:** 6<sup>th</sup> to 11<sup>th</sup>


**Number of Available Seats:** 15

**Number of Students in Attendance:** 7

### Enrollment:

Student Group	Enrolled
American Indian/Alaskan Native	0
Asian	0
Black/African American	5
Hispanic/Latino	1
Two or more races	1
Pacific Islander	0
White	3
Students with Disabilities (IEP only)	2
504	0
Total (IEP + 504)	2
English Learners	0
Economically Disadvantaged	3
Male	4
Female	3





## Sticking, Jumping and Flying, Oh My! Science Camp

### Content Area(s)

- **ACADEMICS**
- **MATH**
- **SCIENCE**

### Student Identification Process

Participation was open to any interested student for this summer camp: however, when selecting students who were economically disadvantaged were provided 50% of the available slots.

### Format

In person (all participants and instructors in person in same physical space).

### Provisions

Transportation was provided for in person participants.

Food was provided for in person participants.

### Results

- Pre-test: 27%
- Post-test: 33%
- Increase: 6%

**Description:** Students will use biomimicry to problem solve through the eyes of nature. Students will use problem-solving skills throughout the experience to design and build animal-like structures and solve problems experienced by animals in the wild.

**Goals:** Enrichment or teaching of skills or content that are not part of the required content, advanced beyond a student's grade-level or elective.

### Details:

**Number of Times Offered:** 1

**Frequency:** 1 week

**Number of Sessions:** 1

**Number of Hours Per Offering:** 17

**Camp/Program's Total Hours:** 17


**Target Grade Intended:** 5<sup>th</sup> to 12<sup>th</sup>

**Number of Available Seats:** 25

**Number of Students in Attendance:** 16

### Enrollment:

Student Group	Enrolled
American Indian/Alaskan Native	0
Asian	1
Black/African American	4
Hispanic/Latino	0
Two or more races	0
Pacific Islander	0
White	11
Students with Disabilities (IEP only)	6
504	1
Total (IEP + 504)	7
English Learners	0
Economically Disadvantaged	5
Male	12
Female	4



## Summer Dance Intensive Camp

### Content Area(s)

- ARTS

### Student Identification Process

Participation was open to any experienced dance student.

### Format

In person (all participants and instructors in person in same physical space).

### Provisions

Transportation was not provided.

Food was provided for in person participants.

### Results

- Pre-test: 59%
- Post-test: 89%
- Increase: 30%

**Description:** Specialized, four-day program that focuses on advancing a dancer's artistic skills with instruction in ballet, modern and jazz technique as well as performance choreography. Our mission is to support well-rounded dancers and individuals. Prior Dance Experience Required. Please visit the dance website for more information.

**Goals:** Enrichment or teaching of skills or content that are not part of the required content, advanced beyond a student's grade-level or elective.

### Details:

**Number of Times Offered:** 2

**Frequency:** 1 week

**Number of Sessions:** 2

**Number of Hours Per Offering:** 31

**Camp/Program's Total Hours:** 62

**Target Grade Intended:** 3<sup>rd</sup> to 12<sup>th</sup>


**Number of Available Seats:** 250

**Number of Students in Attendance:** 232

### Enrollment:

Student Group	Enrolled
American Indian/Alaskan Native	1
Asian	15
Black/African American	51
Hispanic/Latino	11
Two or more races	42
Pacific Islander	3
White	179
Students with Disabilities (IEP only)	11
504	18
Total (IEP + 504)	29
English Learners	8
Economically Disadvantaged	41
Male	3
Female	229





## Summer Safety Camp At Crofton HS

### Content Area(s)

- SOCIAL

### Student Identification Process

Participation was open to any interested student for this summer camp; however, when selecting students who were economically disadvantaged were provided 50% of the available slots.

### Format

In person (all participants and instructors in person in same physical space).

### Provisions

Transportation was not provided.

Food was provided for in person participants.

### Results

Pre-test: no testing done

Post-test: no testing done

**Description:** 1 Day Summer Safety Camp for Crofton High School Best Buddies Program.

**Goals:** Enrichment or teaching of skills or content that are not part of the required content, advanced beyond a student's grade-level or elective.

### Details:

**Number of Times Offered:** 1

**Frequency:** 1 week

**Number of Sessions:** 1

**Number of Hours Per Offering:** 14

**Camp/Program's Total Hours:** 14

**Target Grade Intended:** 9<sup>th</sup> to 12<sup>th</sup>

**Number of Available Seats:** 15

**Number of Students in Attendance:** 20


### Enrollment:

#### Student Group

American Indian/Alaskan Native  
Asian  
Black/African American  
Hispanic/Latino  
Two or more races  
Pacific Islander  
White  
Students with Disabilities (IEP only)  
504  
Total (IEP + 504)  
English Learners  
Economically Disadvantaged  
Male  
Female

#### Enrolled

0  
2  
4  
1  
1  
0  
14  
10  
1  
11  
3  
3  
9  
11



## Take Action Summer Camp

### Content Area(s)

- **ACADEMICS**
- **LEADERSHIP**
- **SERVICE**

### Student Identification Process

Participation was open to any interested student for this summer camp; however, when selecting students who were economically disadvantaged were provided 50% of the available slots.

### Format

In person (all participants and instructors in person in same physical space).

### Provisions

Transportation was not provided.

Food was provided for in person participants.

### Results

- Pre-test: 7.08%
- Post-test: 84.50%
- Increase: 77.42%

**Description:** This 4 day workshop is for students who want to be changemakers in their communities. Middle school students will learn about the power of youth when they take action through service learning projects. The program will include a leadership skills kickoff, a mini-day of service sponsored by Chick-Fil-A, and two field experiences to non-profits where they will have hands on experience serving. Some of the participating non-profits students will learn about and serve include Walk the Walk Foundation, Marshall Hope, Sarah's House, and Bello Machre.

**Goals:** Enrichment or teaching of skills or content that are not part of the required content, advanced beyond a student's grade-level or elective.

### Details:

**Number of Times Offered:** 2

**Frequency:** 1 week

**Number of Sessions:** 2

**Number of Hours Per Offering:** 12

**Camp/Program's Total Hours:** 24

**Target Grade Intended:** 5<sup>th</sup> to 8<sup>th</sup>

**Number of Available Seats:** 40

**Number of Students in Attendance:** 36

### Enrollment:

Student Group	Enrolled
American Indian/Alaskan Native	4
Asian	0
Black/African American	18
Hispanic/Latino	5
Two or more races	10
Pacific Islander	1
White	21
Students with Disabilities (IEP only)	8
504	4
Total (IEP + 504)	12
English Learners	2
Economically Disadvantaged	14
Male	14
Female	22





## Telling your Story - College Application Camp

### Content Area(s)

- **COUNSELING**

### Student Identification Process

Participation was open to any interested senior student

### Format

In person (all participants and instructors in person in same physical space).

### Provisions

Transportation was not provided.

Food was provided for in person participants.

### Results

	Prior to Summer Camp, I can complete my college applications.	After Summer Camp, I can complete my college applications.
Strongly Disagree	22.73%	0.00%
Disagree	40.91%	0.00%
Neutral	22.73%	0.00%
Agree	9.09%	9.09%
Strongly Agree	4.55%	90.91%
<b>Grand Total</b>	<b>100.00%</b>	<b>100.00%</b>

**Description:** The day camp will support students through the college application process. They will learn that the entire application tells "their story." of passions and values that they hold dear so that college admissions will see who they are and what they will bring to their college. College reps will share information about what they "look for" in the application, essay, and supplements. Students will get help brainstorming and starting their personal essays. They will get information on the supplement questions and essays. A Financial Aid expert will talk to students during camp and their parents that evening about the financial aid process. At the end of the week students should have a good start on Telling Their Story. More information will be forthcoming stay tuned. There will be two camps offered this summer: Annapolis High School July. 11-14 or Old Mill High Schools August 1-4th. Invitation only.

**Goals:** Enrichment or teaching of skills or content that are not part of the required content, advanced beyond a student's grade-level, or elective.

### Details:

**Number of Times Offered:** 2

**Frequency:** 1 week

**Number of Sessions:** 2

**Number of Hours Per Offering:** 20

**Camp/Program's Total Hours:** 40


**Target Grade Intended:** 12<sup>th</sup>

**Number of Available Seats:** 50

**Number of Students in Attendance:** 35  
**Enrollment:**

Student Group	Enrolled
American Indian/Alaskan Native	3
Asian	2
Black/African American	10
Hispanic/Latino	6
Two or more races	8
Pacific Islander	0
White	22
Students with Disabilities (IEP only)	1
504	7
Total (IEP + 504)	8
English Learners	7
Economically Disadvantaged	7
Male	10
Female	25





## The Marshall Center Summer Camp

### Content Area(s)

- **MATH**
- **SCIENCE**
- **TECHNOLOGY**

### Student Identification Process

Participation was open to any interested student for this summer camp; however, when selecting students who were economically disadvantaged were provided 50% of the available slots.

### Format

In person (all participants and instructors in person in same physical space).

### Provisions

Transportation was provided for in person participants.

Food was provided for in person participants.

### Results

Pre-test: No testing was taken

Post-test: No testing was taken

**Description:** The Marshall Learning Center provides engaging lessons which support children's education and well-being by applying researched-based neuroscience principles. The program incorporates activities for their parents and caretakers to build stronger families with sound support systems. Under Marshall Hope Corporation, Marshall Learning Center recognizes that children deserve consistent programming and support. We are committed to doing so.

**Goals:** Enrichment or teaching of skills or content that are not part of the required content, advanced beyond a student's grade-level or elective.

### Details:

**Number of Times Offered:** 1

**Frequency:** 4 weeks

**Number of Sessions:** 1

**Number of Hours Per Offering:** 96

**Camp/Program's Total Hours:** 96

**Target Grade Intended:** K to 12<sup>th</sup>

**Number of Available Seats:** 40

**Number of Students in Attendance:** 37

### Enrollment:

Student Group	Enrolled
American Indian/Alaskan Native	4
Asian	1
Black/African American	0
Hispanic/Latino	35
Two or more races	35
Pacific Islander	1
White	31
Students with Disabilities (IEP only)	4
504	1
Total (IEP + 504)	5
English Learners	37
Economically Disadvantaged	37
Male	21
Female	16





## Theatre Camp

### Content Area(s)

- **ACADEMICS**
- **ARTS**

### Student Identification Process

Participation was open to any interested student for this summer camp; however, when selecting students who were economically disadvantaged were provided 50% of the available slots.

### Format

In person (all participants and instructors in person in same physical space).

### Provisions

Transportation was provided for in person participants.

Food was provided for in person participants.

### Results

- Pre-test: 83%
- Post-test: 100%
- Increase: 17%

**Description:** Students with experience in theatre will continue to hone their acting skills by participating in physical and vocal techniques of acting (playing status, vocal registers, articulation and breath support).

**Goals:** Enrichment or teaching of skills or content that are not part of the required content, advanced beyond a student's grade-level or elective.

### Details:

**Number of Times Offered:** 1

**Frequency:** 2 weeks

**Number of Sessions:** 1

**Number of Hours Per Offering:** 34

**Camp/Program's Total Hours:** 34


**Target Grade Intended:** 8<sup>th</sup> to 12<sup>th</sup>

**Number of Available Seats:** 25

**Number of Students in Attendance:** 6

### Enrollment:

Student Group	Enrolled
American Indian/Alaskan Native	0
Asian	0
Black/African American	5
Hispanic/Latino	0
Two or more races	0
Pacific Islander	0
White	1
Students with Disabilities (IEP only)	2
504	1
Total (IEP + 504)	3
English Learners	0
Economically Disadvantaged	1
Male	3
Female	3



## Up2Par Summer Camp

### Content Area(s)

- **ACADEMICS**
- **LEADERSHIP**
- **SERVICE**

### Student Identification Process

Participation was open to any student needing to earn service-learning hours.

### Format

In person (all participants and instructors in person in same physical space).

### Provisions

Transportation was not provided.

Food was provided for in person participants.

### Results

- Pre-test: 40%
- Post-test: 95%
- Increase: 55%

**Description:** The summer camp provides students in grades 9 - 12 an opportunity to earn service learning hours either for recovery of SL hours as a result of COVID 19 or for distinguished recognition for students who have a desire to commit additional time to service-learning now and into the future.

**Goals:** Remediation or reteaching of missed or missing grade-level content, for students who are identified as behind on grade-level content.

### Details:

**Number of Times Offered:** 2

**Frequency:** 1 week

**Number of Sessions:** 2

**Number of Hours Per Offering:** 12

**Camp/Program's Total Hours:** 24

**Target Grade Intended:** 8<sup>th</sup> to 12<sup>th</sup>


**Number of Available Seats:** 50

**Number of Students in Attendance:** 41

### Enrollment:

Student Group	Enrolled
American Indian/Alaskan Native	0
Asian	12
Black/African American	14
Hispanic/Latino	3
Two or more races	4
Pacific Islander	0
White	16
Students with Disabilities (IEP only)	3
504	4
Total (IEP + 504)	7
English Learners	10
Economically Disadvantaged	15
Male	12
Female	29





# Vex Robotics Camp

## Content Area(s)

- **ACADEMICS**
- **MATH**
- **SCIENCE**

## Student Identification Process

Participation was open to any interested student for this summer camp; however, when selecting students who were economically disadvantaged were provided 50% of the available slots.

## Format

In person (all participants and instructors in person in same physical space).

## Provisions

Transportation was provided for in person participants.

Food was provided for in person participants.

## Results

- Pre-test: 72%
- Post-test: 53%
- Decrease: 19%

**Description:** Students will learn how to build Vex IQ Robots and write the code used to program them. This is a great opportunity for students interested in engineering, coding, or physics to get creative with new friends and have fun while building unique robots.

**Goals:** Enrichment or teaching of skills or content that are not part of the required content, advanced beyond a student's grade-level or elective.

## Details:

**Number of Times Offered:** 2

**Frequency:** 2 weeks

**Number of Sessions:** 2

**Number of Hours Per Offering:** 29

**Camp/Program's Total Hours:** 58


**Target Grade Intended:** 5<sup>th</sup> to 12<sup>th</sup>

**Number of Available Seats:** 50

**Number of Students in Attendance:** 42

## Enrollment:

Student Group	Enrolled
American Indian/Alaskan Native	0
Asian	5
Black/African American	26
Hispanic/Latino	1
Two or more races	3
Pacific Islander	0
White	13
Students with Disabilities (IEP only)	10
504	4
Total (IEP + 504)	14
English Learners	1
Economically Disadvantaged	14
Male	30
Female	12



## West Annapolis STEM Summer Camp

### Content Area(s)

- SCIENCE
- TECHNOLOGY

### Student Identification Process

Participation was open to any interested student enrolled in a STEM program.

### Format

In person (all participants and instructors in person in same physical space).

### Provisions

Transportation was not provided.

Food was provided for in person participants.

### Results

- Pre-test: 76.35%
- Post-test: 23.65%
- Increase: 52.70%

**Description:** West Annapolis's STEM Summer Camp 2022 will be focused on STEM designed activities to inspire and motivate students. Participants will learn, explore, and create with BeeBots, Ozobots, Scratch and Scratch Jr. along with other fun design and building challenges.

**Goals:** Enrichment or teaching of skills or content that are not part of the required content, advanced beyond a student's grade-level or elective.

### Details:

**Number of Times Offered:** 2

**Frequency:** 1 week

**Number of Sessions:** 2

**Number of Hours Per Offering:** 12

**Camp/Program's Total Hours:** 24

**Target Grade Intended:** 1<sup>st</sup> to 4<sup>th</sup>

**Number of Available Seats:** 40

**Number of Students in Attendance:** 26

### Enrollment:


#### Student Group

American Indian/Alaskan Native  
Asian  
Black/African American  
Hispanic/Latino  
Two or more races  
Pacific Islander  
White  
Students with Disabilities (IEP only)  
504  
Total (IEP + 504)  
English Learners  
Economically Disadvantaged  
Male  
Female

#### Enrolled

1  
2  
2  
3  
5  
0  
23  
2  
2  
4  
0  
1  
9  
17





## World Traveler Social Studies Camp

### Content Area(s)

- **ACADEMICS**
- **CULTURE**

### Student Identification Process

Participation was open to any interested student for this summer camp; however, when selecting students who were economically disadvantaged were provided 50% of the available slots.

### Format

In person (all participants and instructors in person in same physical space).

### Provisions

Transportation was provided for in person participants.

Food was provided for in person participants.

### Results

- Pre-test: 81%
- Post-test: 88%
- Increase: 7%

**Description:** Students will research and plan a world trip, focusing on a region or aspect of culture to investigate on the trip. Students will engage in learning about various world cultures and aspects of international life.

**Goals:** Enrichment or teaching of skills or content that are not part of the required content, advanced beyond a student's grade-level or elective.

### Details:

**Number of Times Offered:** 4

**Frequency:** 2 weeks

**Number of Sessions:** 4

**Number of Hours Per Offering:** 27.55

**Camp/Program's Total Hours:** 110.25


**Target Grade Intended:** 5<sup>th</sup> to 12<sup>th</sup>

**Number of Available Seats:** 25

**Number of Students in Attendance:** 21

### Enrollment:

Student Group	Enrolled
American Indian/Alaskan Native	0
Asian	2
Black/African American	6
Hispanic/Latino	0
Two or more races	1
Pacific Islander	0
White	14
Students with Disabilities (IEP only)	1
504	3
Total (IEP + 504)	4
English Learners	1
Economically Disadvantaged	3
Male	17
Female	4



## Youth Classes by Anne Arundel Community College

### Content Area(s)

- **ACADEMICS**
- **ARTS**
- **MATH**

### Student Identification Process

Participation was open to any interested student for this summer camp; however, when selecting students who were economically disadvantaged were provided 50% of the available slots.

### Format

In person (all participants and instructors in person in same physical space).

### Provisions

Transportation was provided for in person participants.

Food was provided for in person participants.

### Results

Students participated in a variety of course that each had different outcome. They had hands on learning experiences that focused on improving reading and writing daily and extending their math skills. They used the scientific method to plan design and build a city while engaging in different roles for city development. They also learned about the Chesapeake Bay and the different types of ecosystems around our area. Students were able to complete projects, games, and activities around these themes to enhance math and reading skills.

**Description:** AACPS is partnering with Anne Arundel Community College to provide a plethora of summer camp options. These are full camps that range in courses for Math, Science, Art, Photography, and Performing.

**Goals:** Enrichment or teaching of skills or content that are not part of the required content, advanced beyond a student's grade-level or elective.

### Details:

**Number of Times Offered:** 15

**Frequency:** 1 week

**Number of Sessions:** 15

**Number of Hours Per Offering:** 24

**Camp/Program's Total Hours:** 360

**Target Grade Intended:** K to 5<sup>th</sup>

**Number of Available Seats:** 182

**Number of Students in Attendance:** 102

### Enrollment:

Student Group	Enrolled
American Indian/Alaskan Native	0
Asian	14
Black/African American	34
Hispanic/Latino	8
Two or more races	8
Pacific Islander	0
White	58
Students with Disabilities (IEP only)	14
504	0
Total (IEP + 504)	14
English Learners	24
Economically Disadvantaged	30
Male	44
Female	58